

Tamworth Borough Councils 2024/25 Risk Profile

Key to Corporate Risk Headings

- R1 Finance/Financial stability
- R2 Governance
- R3 Promoting community resilience and cohesive communities
- R4 Inability to meet social housing targets, deliver affordable housing and meet the requirements of the social housing regulations.
- R5 Organisational Resilience
- R6 Failure to meet climate change ambitions/ meet net zero targets and plan for major weather impacts
- R7 Information and Data Management
- R8 Inability to deliver economic growth, sustainability and prosperity in the Borough
- R9 Cyber Security

Key to Likelihood & Impact Scoring

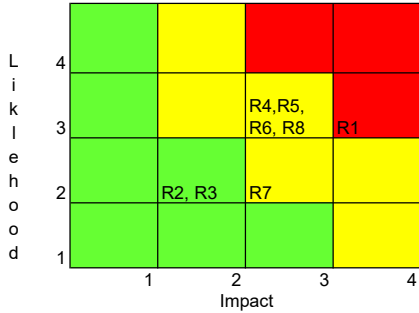
Likelihood Criteria

- 4 – Very likely
- 3 - Likely
- 2 - Unlikely
- 1 – Very unlikely

Impact Measure

- 4 - Major
- 3 - Serious
- 2 - Significant
- 1 - Minor

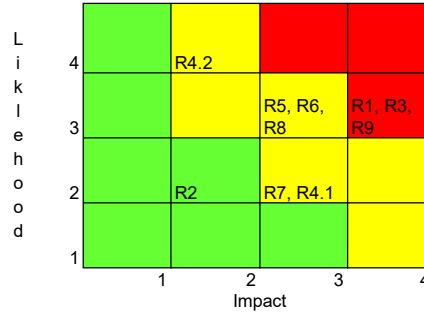
Quarter 1 Risk Summary



Risk profile

High risk	12.5%
Medium risk	62.5%
Low Risk	25.0%

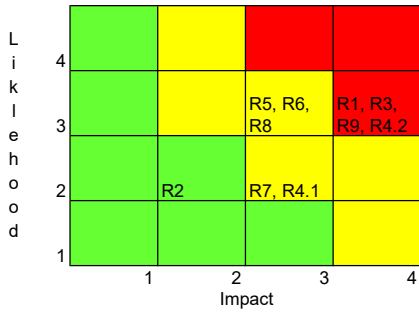
Quarter 2 Risk Summary



Risk profile

High risk	30%
Medium risk	60%
Low Risk	10%

Quarter 3 Risk Summary



Risk profile

High risk	40%
Medium risk	50%
Low Risk	10%

This page is intentionally left blank