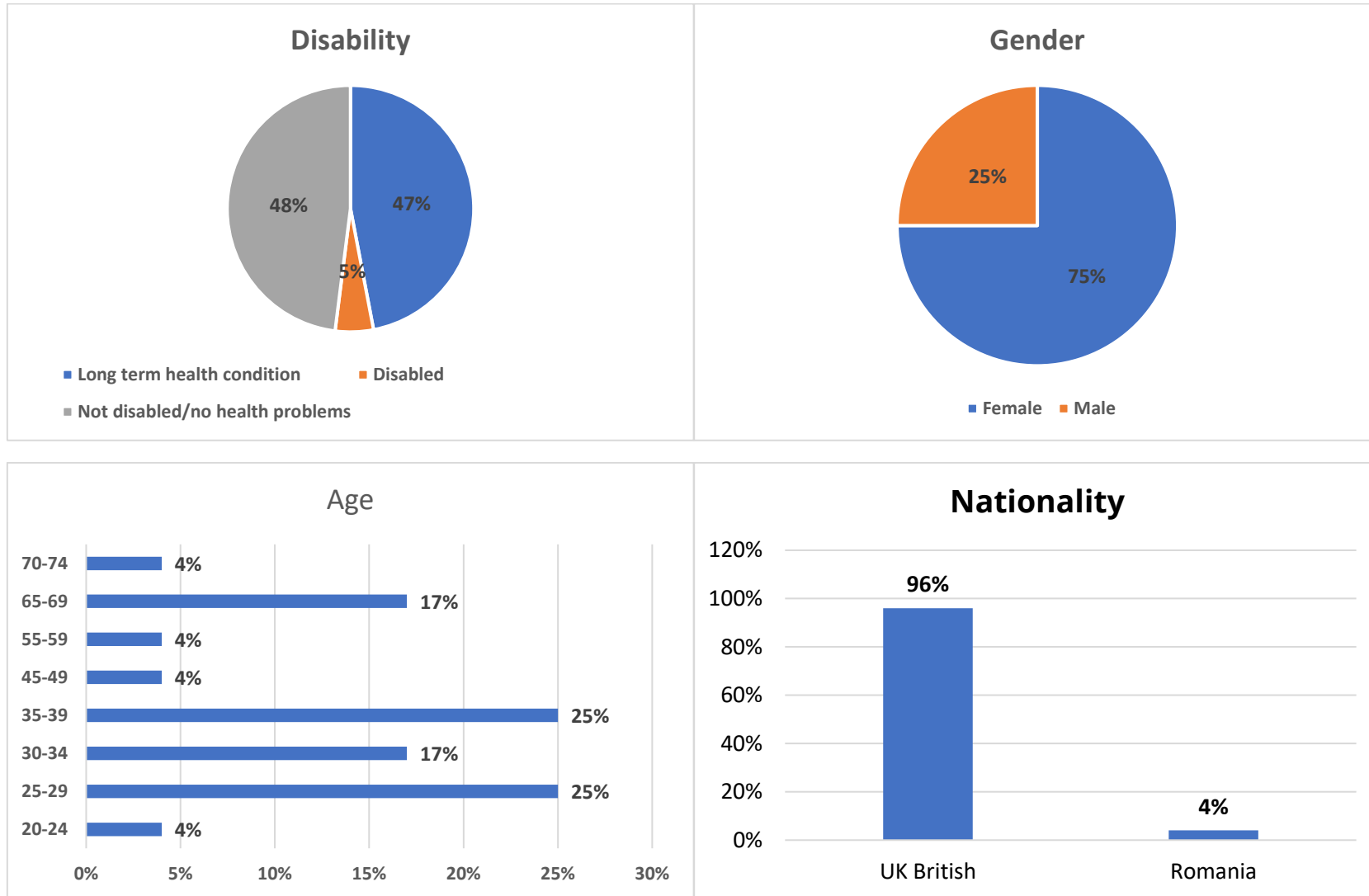
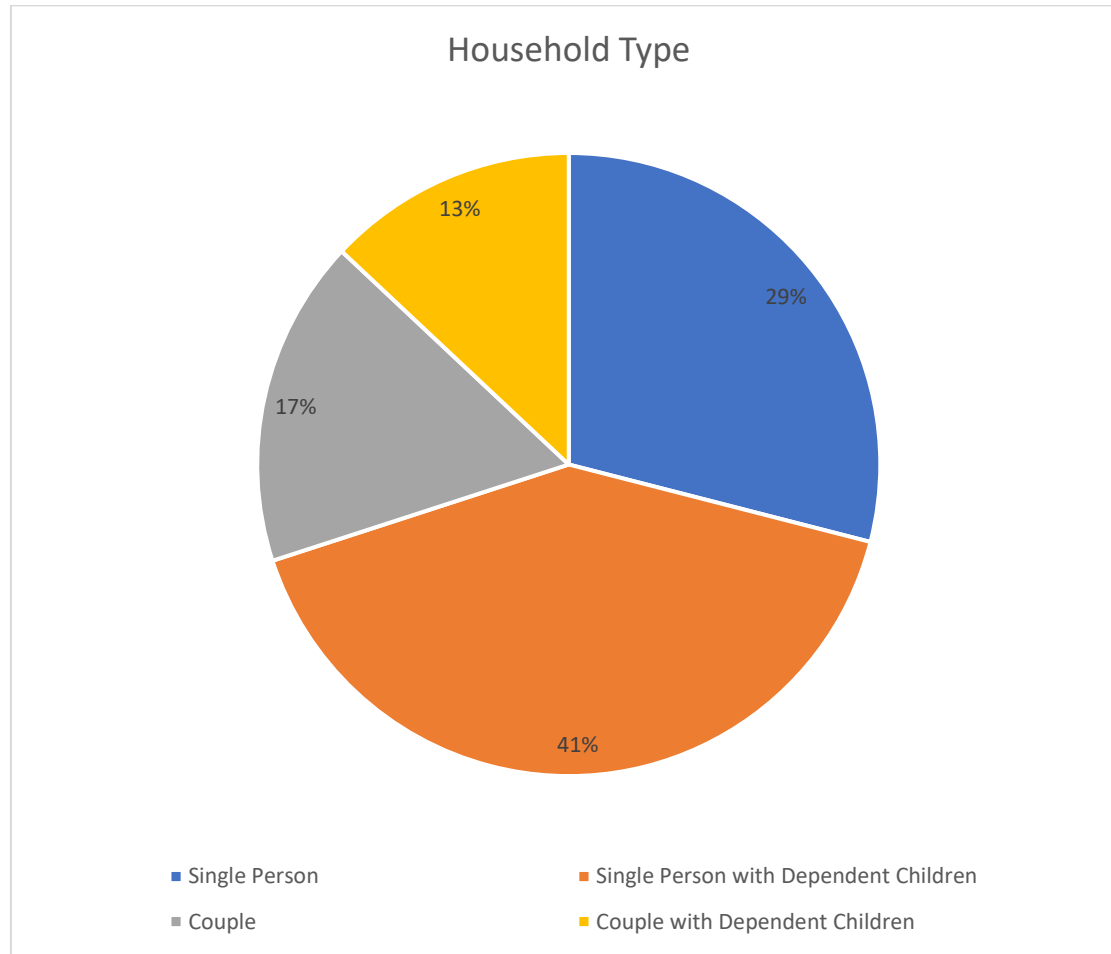


# Tamworth Homelessness Prevention Project Report - Q4 2024

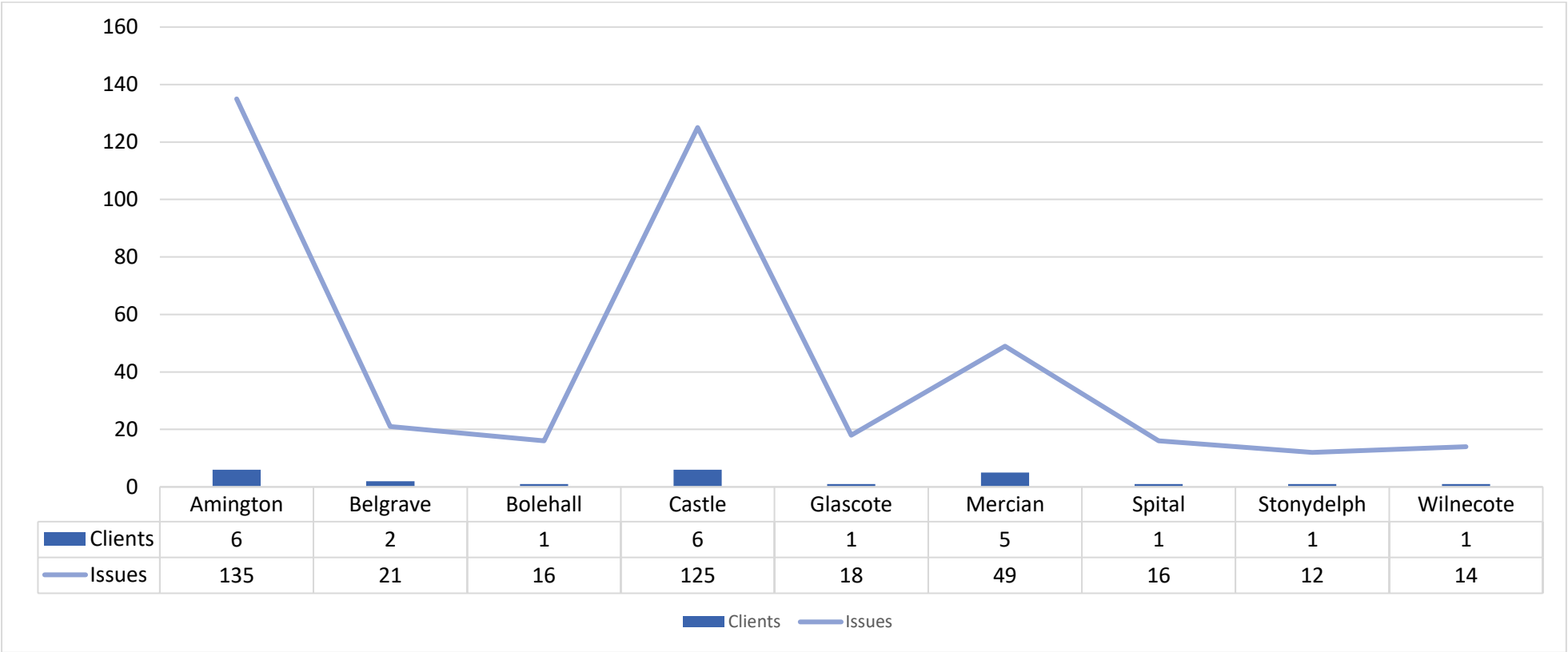
Total number of clients in the quarter = 24

## Tamworth Homelessness Prevention Project - Breakdown of client demographics (Q4 2024)

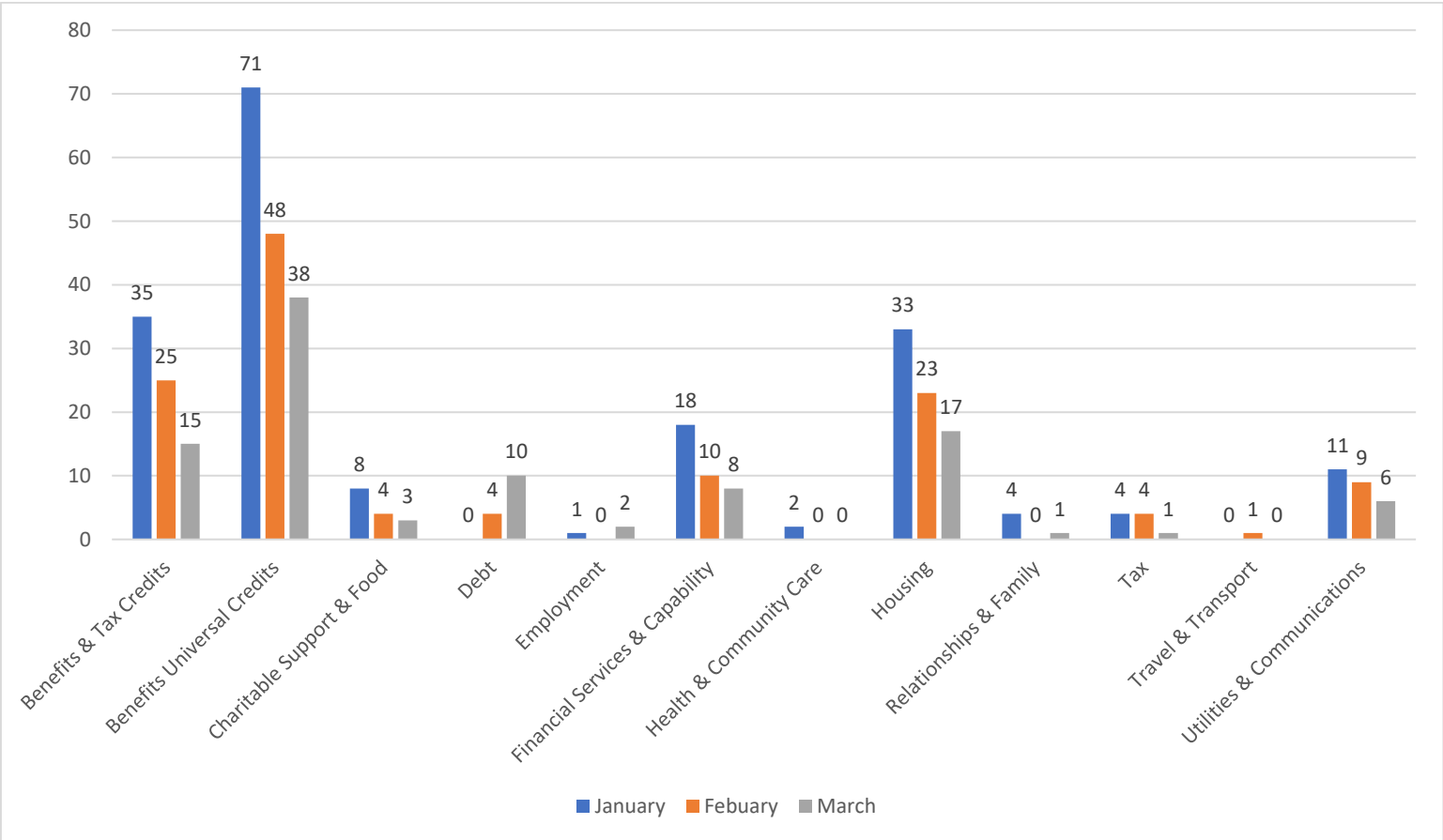




# Tamworth Homelessness Prevention Project - Breakdown of clients and issues by Ward (Q4 2024)



# Tamworth Homelessness Prevention Project - Breakdown of reported issues (Q4 2024)

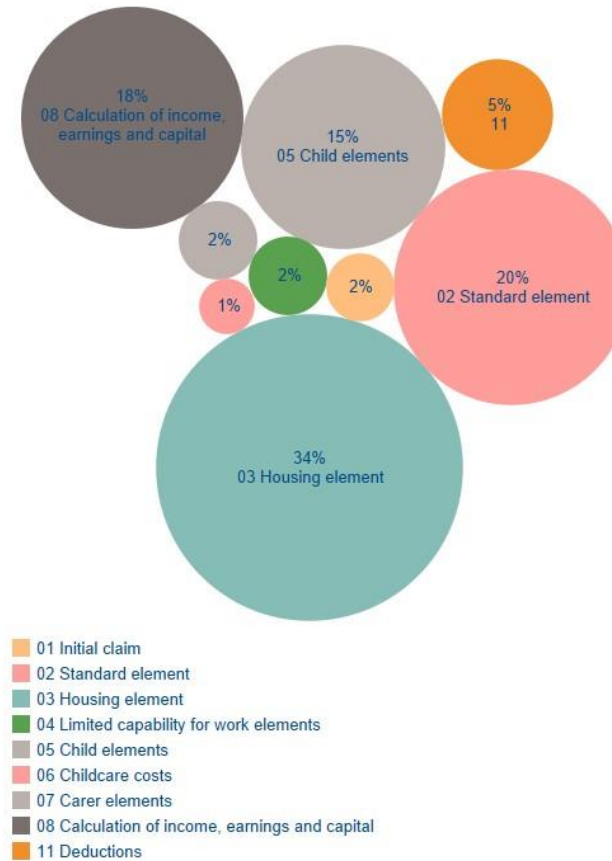


**Tamworth Homelessness Prevention Project Report – Referrals Q4 2024**

<b>Referrals</b>				
	<b>Q1 2023</b>	<b>Q2 2023</b>	<b>Q3 2023</b>	<b>Q4 2024</b>
Referrals	24	16	29	24
Appointments Made	19	16	21	22
DNA Appointment	4	1	2	0
No Contact Made Yet	1	0	1	1
Failed to Engage	4	1	2	1

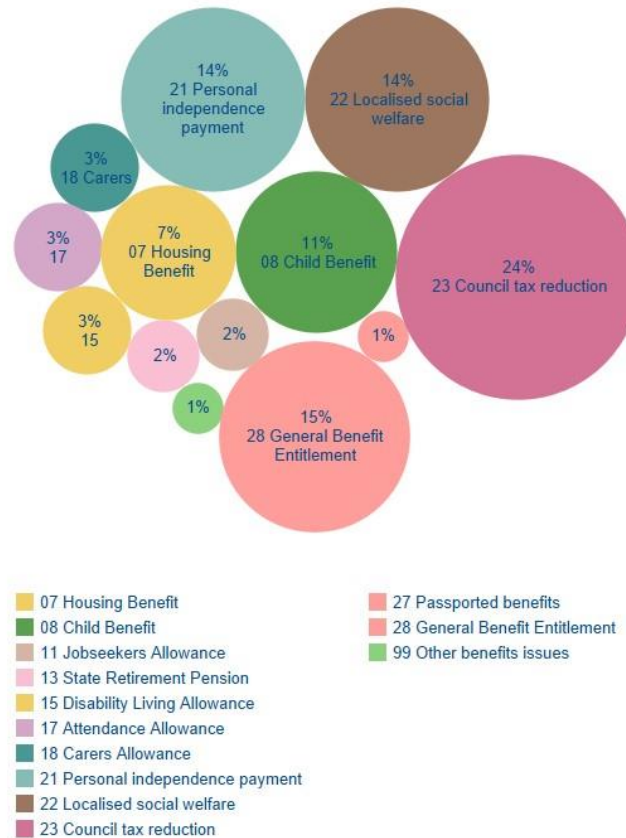
# Tamworth Homelessness Prevention Project - breakdown of Benefits Universal Credit top issues (Q4 2024)

Benefits Universal Credit issues accounted for the majority of reported issues across the quarter (37%/157 issues). The percentage split of the issues surrounding Benefits Universal Credit are reported as follows:



## Tamworth Homelessness Prevention Project - breakdown of Benefits & Tax Credits top issues (Q4 2024)

Benefits & Tax Credits issues accounted for the second highest reported issues across the quarter (20%/75 issues). The percentage split of the issues surrounding Benefits & Tax Credits are reported as follows:



**Tamworth Homelessness Prevention Project – Number of Contacts by Channel (Q4 2024)**

	<b>Email</b>	<b>Telephone</b>	<b>In person</b>	<b>Letter</b>	<b>Grand Total</b>
January 2024	49	28	3	1	<b>81</b>
February 2024	41	18			<b>59</b>
March 2024	44	8	5	1	<b>58</b>
<b>Grand Total</b>	<b>134</b>	<b>54</b>	<b>8</b>	<b>2</b>	<b>198</b>



## Tamworth Homelessness Prevention Project – Client Outcomes (Q4 2024)

Income gain					
	Number of outcomes	Client count	Amount	Average per outcome	Average per client
Cost of Living payment	1	1	£299	£299	£299
Accepted on to housing register	1	1	£0	£0	£0
Access to, or provision of accommodation bid successful	3	3	£0	£0	£0
Benefit / tax credit gain - a new award or increase	17	10	£59,685	£3,511	£5,969
Benefit / tax credit maintained	15	15	£0	£0	£0
Client familiarised with how UC works and what it means for them	15	15	£196	£2	£13
Food provision / referral	18	13	£1,180	£66	£91
Fuel Voucher	1	1	£87	£87	£87
Goods or services provided	1	1	£324	£324	£324
Homelessness averted (under a homelessness duty)	1	1	£0	£0	£0
Hygiene - Bank	6	6	£105	£18	£18
Improved health / capacity to manage	17	17	£0	£0	£0
Other (non-financial)	8	7	£0	£0	£0
Settled accomm secured (not under a homelessness duty)	1	1	£0	£0	£0
Temporary accomm secured (not Part 7)	2	2	£0	£0	£0
<b>Grand Total</b>	<b>107</b>	<b>94</b>	<b>£61,876</b>		

<b>Quarterly Comparison</b>	<b>Q1</b>	<b>Q2</b>	<b>Q3</b>	<b>Q4</b>	<b>Grand Total</b>
No. of outcomes	108	126	44	107	<b>385</b>
Client count	51	78	41	94	<b>64</b>
Amount	£41,054	£51,048	£12,042	£61,876	<b>£166,020</b>

## Tamworth Homelessness Prevention Project – Debt (Q4 2024)

Type of Debt	January		February		March		Q4 Total		Previous Quarter	
	No	Amount	No	Amount	No	Amount	No	Amount	No	Amount
Catalogue / Mail order			1	£2,092.59			1	£2,092.59		
Council tax			1	£700			1	£700		
Credit Card	1	£350	1	£1,448.95	2	£5,300	4		3	£5,319.24
Electric									1	£1,858
Friends/Family			1	£500			1	£500		
Mobile phone	1	£1,000					1	£1,000	1	£400
Overdraft									1	£2,000
Unsecured Loan / Bank Loan	1	£200	2	£3,748.71			3			
<b>GRAND TOTAL</b>	<b>3</b>	<b>£1,550</b>	<b>6</b>	<b>£8,490.25</b>	<b>2</b>	<b>£5,300</b>	<b>11</b>	<b>£15,340.25</b>	<b>6</b>	<b>£9,577.24</b>

This page is intentionally left blank