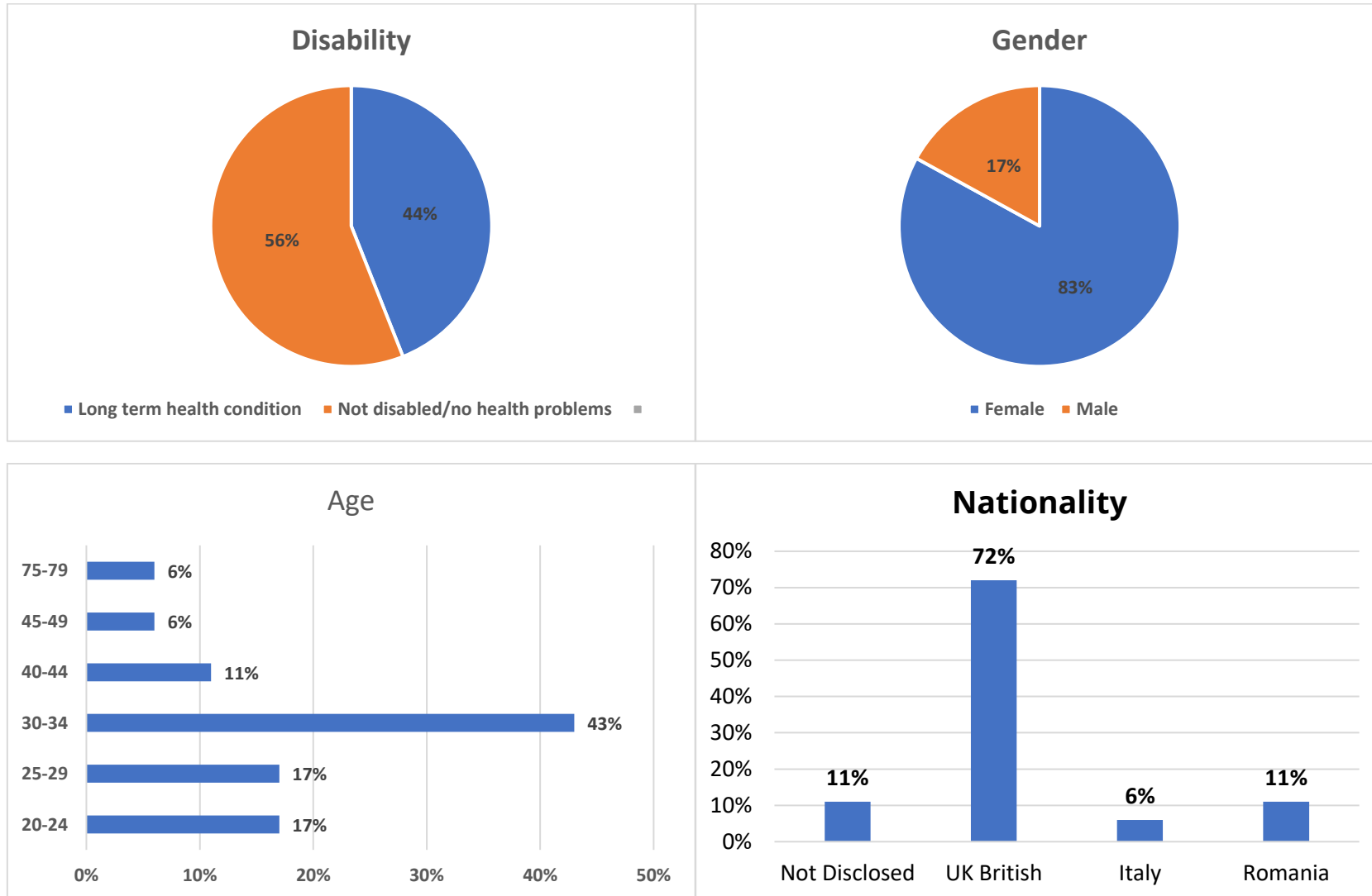
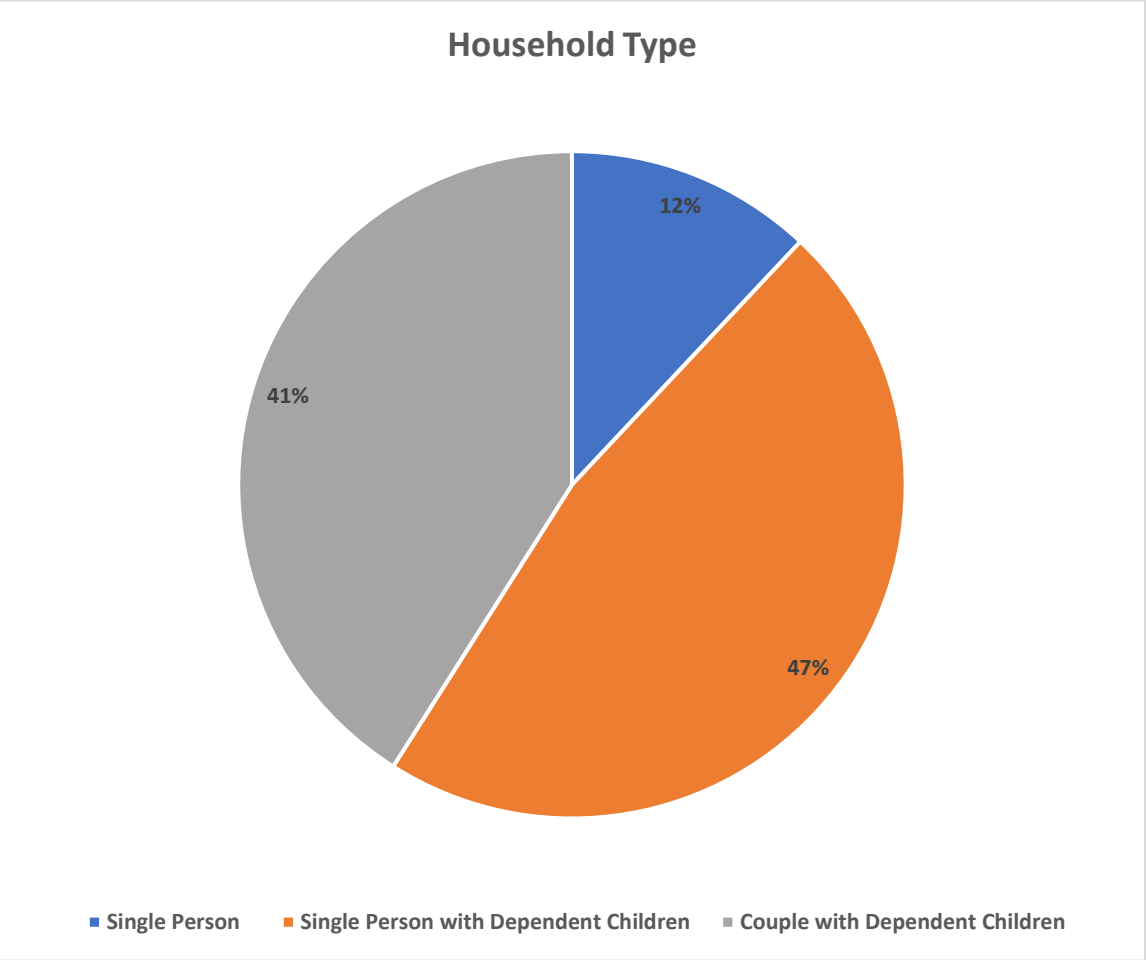


## Tamworth Homelessness Prevention Project Report – Q2 2023

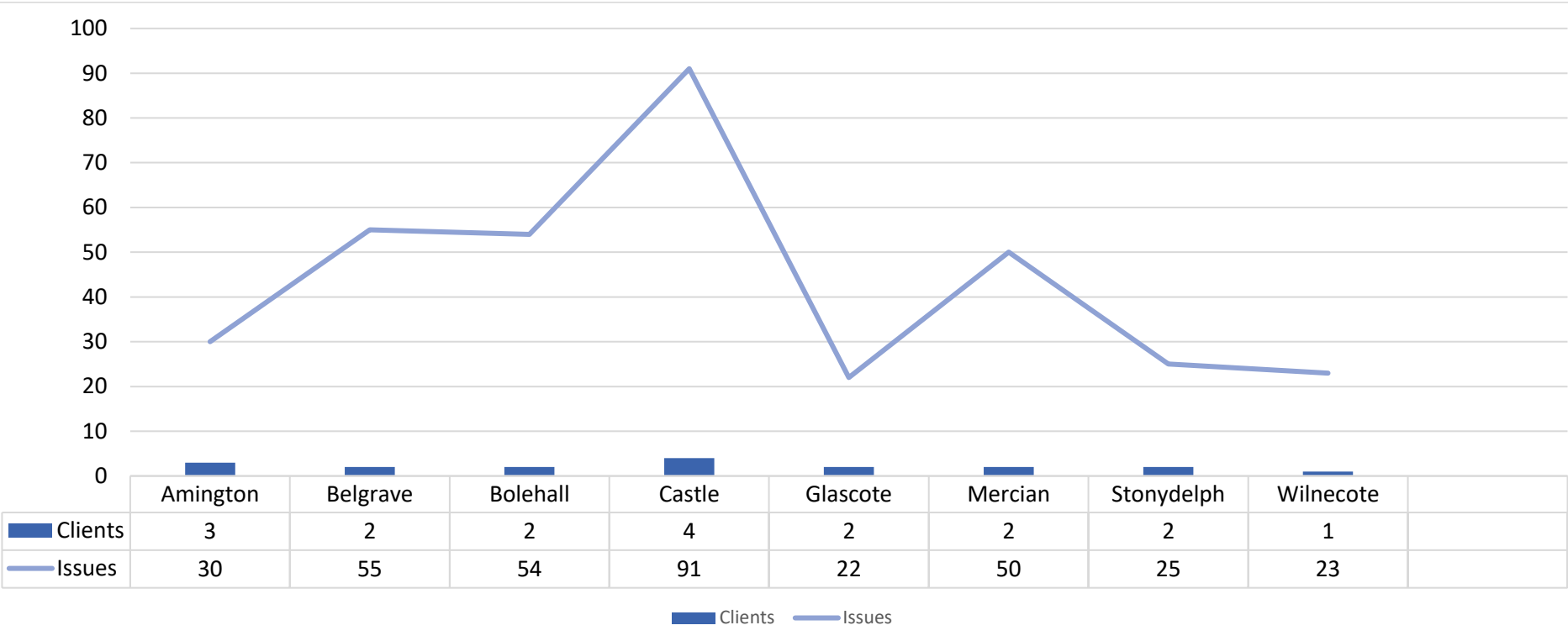
Total number of clients in the quarter = 18

### Tamworth Homelessness Prevention Project - Breakdown of client demographics (Q2 2023)

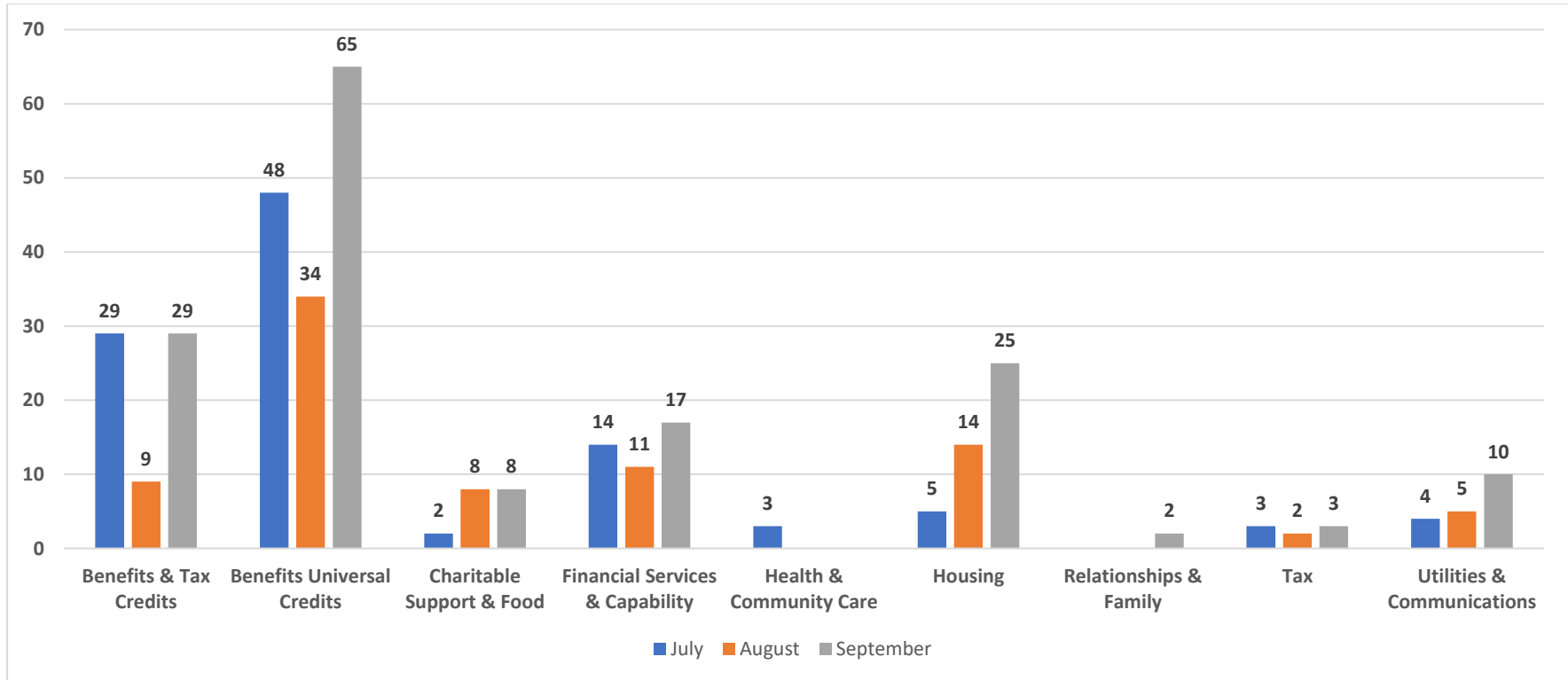




# Tamworth Homelessness Prevention Project - Breakdown of clients and issues by Ward (Q2 2023)



## Tamworth Homelessness Prevention Project - Breakdown of reported issues (Q2 2023)

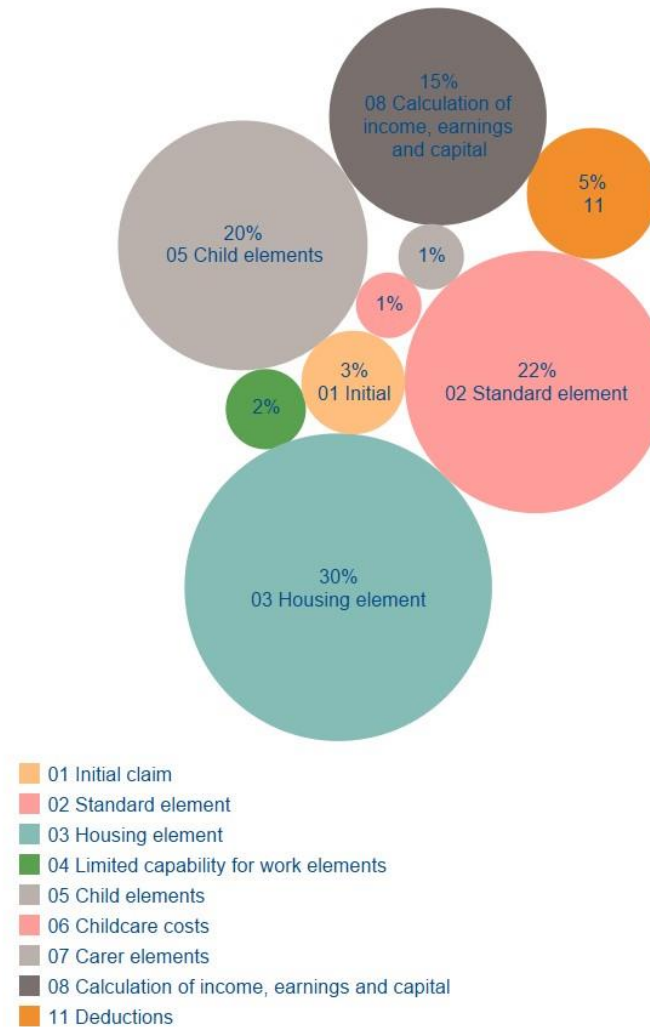


## Tamworth Homelessness Prevention Project Report – Referrals Q2 2023

Referrals				
	Q3 2022	Q4 2023	Q1 2023	Q2 2023
Referrals	52	35	24	16
Appointments Made	31	30	19	16
DNA Appointment	4	3	4	1
No Contact Made Yet	13	1	1	0
Failed to Engage	4	3	4	1

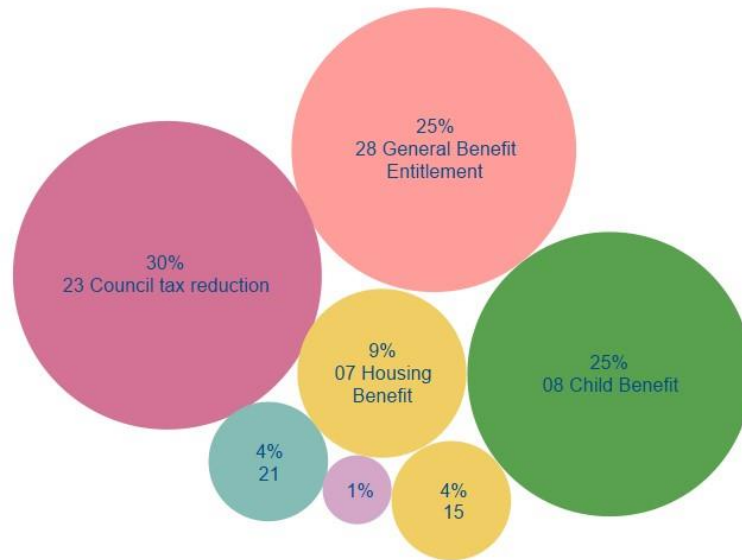
# Tamworth Homelessness Prevention Project - breakdown of Benefits Universal Credit top issues (Q2 2023)

Benefits Universal Credit issues accounted for the majority of reported issues across the quarter (42%/147 issues). The percentage split of the issues surrounding Benefits Universal Credit are reported as follows:



# Tamworth Homelessness Prevention Project - breakdown of Benefits & Tax Credits top issues (Q2 2023)

Benefits & Tax Credits issues accounted for the second highest reported issues across the quarter (19%/67 issues). The percentage split of the issues surrounding Benefits & Tax Credits are reported as follows:



- 07 Housing Benefit
- 08 Child Benefit
- 15 Disability Living Allowance
- 17 Attendance Allowance
- 21 Personal independence payment
- 23 Council tax reduction
- 28 General Benefit Entitlement

**Tamworth Homelessness Prevention Project – Number of Contacts by Channel (Q2 2023)**

	<b>Email</b>	<b>Telephone</b>	<b>Grand Total</b>
July 2023	20	15	<b>35</b>
August 2023	22	11	<b>33</b>
September 2023	32	14	<b>46</b>
<b>Grand Total</b>	<b>74</b>	<b>40</b>	<b>114</b>



## Tamworth Homelessness Prevention Project – Client Outcomes (Q2 2023)

Income gain					
	Number of outcomes	Client count	Amount	Average per outcome	Average per client
Benefit / tax credit gain - a new award or increase	17	10	£44,916	£2,642	£4,492
Benefit / tax credit gain - award or increase following revision or appeal	2	1	£1,977	£989	£1,977
Benefit / tax credit maintained	49	13	£0	£0	£0
Client familiarised with how UC works and what it means for them	13	13	£0	£0	£0
Food provision / referral	11	8	£825	£75	£103
Fuel Voucher	6	6	£2,700	£450	£450
Hygiene - Bank	5	5	£120	£24	£24
Improved health / capacity to manage	14	14	£510	£8	£36
Income Maximisation	3	2	£0	£0	£0
Other (non-financial)	5	5	£0	£0	£0
Temporary accomm secured (not Part 7)	1	1	£0	£0	£0
<b>Grand Total</b>	<b>126</b>	<b>78</b>	<b>£51,048</b>		

Quarterly Comparison	Q3 2022	Q4 2023	Q1 2023	Q2 2023	Grand Total
No. of outcomes	274	338	108	126	<b>846</b>
Client count	122	141	51	78	<b>392</b>
Amount	£74,613	£54,785	£41,054	£51,048	<b>£221,500</b>

## Tamworth Homelessness Prevention Project – Debt (Q2 2023)

Type of Debt	July <sup>2023</sup>		August		September		Q1 Total		Previous Quarter	
	No	Amount	No	Amount	No	Amount	No	Amount	No	Amount
Catalogue / Mail order			2	£470			2	£470	1	£300
Council tax	1	£73					1	£73	1	£2,070.77
Credit Card	9	£13,110	1	£250	1	£500	11	£13,860	6	£5,501
Friends/Family			1	£2,000			1	£2,000		
Gas/Electricity/Dual fuel arrears (former supplier)			1	£138			1	£138		
Mobile phone			1	£1930			1	£1930		
Overdraft	1	£2,500					1	£2,500		
Rent arrears			1	£3,000			1	£3,000		
Rent Arrears (former tenancy)	1	£200			1	£6,000	2	£6,200	2	£3,522.08
Unsecured Loan / Bank Loan	6	£8,120	2	£3,250			8	£11,370		
<b>GRAND TOTAL</b>	<b>18</b>	<b>£24,003</b>	<b>9</b>	<b>£11,038</b>	<b>2</b>	<b>£6,500</b>	<b>29</b>	<b>£41,541</b>	<b>10</b>	<b>£11,393.85</b>