

TREASURY MANAGEMENT STRATEGY STATEMENT, TREASURY MANAGEMENT POLICY STATEMENT, MINIMUM REVENUE PROVISION POLICY STATEMENT AND ANNUAL INVESTMENT STRATEGY 2023/24

Purpose

To comply with the requirement of the Council's Treasury Management Policy in reporting to Council the proposed strategy for the forthcoming year and the Local Government Act 2003 with the reporting of the Prudential Indicators.

Executive Summary

The Local Government Act 2003 requires the Council to produce prudential indicators in line with the Prudential Code.

This report outlines the Council's prudential indicators for 2023/24 – 2025/26 and sets out the expected Treasury operations for this period. This report and associated tables fulfil the statutory requirement of the Local Government Act 2003 by:

- Reporting the prudential indicators as required by the Chartered Institute of Public Finance and Accountancy (CIPFA) Prudential Code for Capital Finance in Local Authorities;
- Setting the Council's Minimum Revenue Provision (MRP) Policy, which defines how the Council will pay for capital assets through revenue contributions each year (as required by Regulation under the Local Government and Public Involvement in Health Act 2007);
- Setting the Treasury Management Strategy in accordance with the CIPFA Code of Practice on Treasury Management;
- Adopting the Council's Treasury Management Policy Statement as recommended within the CIPFA Code of Practice 2021;
- Setting the Investment Strategy (in accordance with the Ministry of Housing, Communities and Local Government (MHCLG) investment guidance); and
- Affirming the effective management and responsibility for the control of risk and clearly identifying our appetite for risk. The Council's risk appetite is low in order to give priority to **Security**, **Liquidity** then **Yield** (or return on investments).

Under the requirements of the CIPFA Code of Practice and associated Guidance Notes 2021, the following four clauses have been adopted:

1. This Council will create and maintain, as the cornerstones for effective treasury and investment management:

- a. A treasury management policy statement stating the policies, objectives and approach to risk management of its treasury management activities
 - b. Suitable treasury management practices (TMPs) setting out the manner in which the organisation will seek to achieve those policies and objectives, and prescribing how it will manage and control those activities
 - c. Investment management practices (IMPs) for investments that are not for treasury management purposes.
2. This Council will receive reports on its treasury and investment management policies, practices and activities, including, as a minimum, an annual strategy and plan in advance of the year, a mid-year review and an annual report after its close in the form prescribed in its TMPs and IMPs.
 3. This Council delegates responsibility for the implementation and regular monitoring of its treasury management policies and practices to Cabinet, and for the execution and administration of treasury management decisions to the Executive Director Finance, who will act in accordance with the organisation's policy statement, TMPs and IMPs, and, as a CIPFA member, CIPFA's Standard of Professional Practice on treasury management.
 4. This organisation nominates the Audit and Governance Committee to be responsible for ensuring effective scrutiny of the treasury management strategy and policies.

Equalities Implications

There are no equalities implications arising from the report.

Legal Implications

Approval of Prudential Indicators and an Annual Investment Strategy is a legal requirement of the Local Government Act 2003. Members are required under the CIPFA Code of Practice to have ownership and understanding when making decisions on Treasury Management matters.

Resource and Value for Money Implications

All financial resource implications are detailed in the body of this report which links to the Council's Medium Term Financial Strategy and Capital Strategy.

Risk Implications

Risk is inherent in Treasury Management and as such a risk based approach has been adopted throughout the report with regard to Treasury Management processes.

A Glossary of terms utilised within the report can be found at **ANNEX 9**.

Report Author Please contact Omotayo Lawal, Head of Finance, ext 246 or Stefan Garner, Executive Director Finance, ext 242.

Background Papers:-	<i>Budget & Medium Term Financial Strategy 2023/24</i>
	<i>Mid-year Treasury Report 2022/23 Council, 13/12/22</i>
	<i>Annual Treasury Report 2021/22 Council 27/09/22</i>
	<i>Treasury Management Strategy Statement, Treasury Management Policy Statement, Minimum Revenue Provision Policy Statement & Annual Investment Statement 2022/23 Council 22/02/22</i>
	<i>Treasury Management Training slides 20th November 2019</i>
	<i>CIPFA Code of Practice on Treasury Management in Public Services 2017</i>
	<i>CIPFA Code of Practice on Treasury Management in Public Services 2021</i>
	<i>CIPFA Prudential Code for Capital Finance in Local Authorities 2021</i>
	<i>DCLG Guidance on Local Government Investments March 2010</i>
	<i>Local Government Act 2003</i>
	<i>Treasury Management Practices 2023/24 (Operational Detail)</i>

1. INTRODUCTION

1.1 Background

The Council is required to operate a balanced budget, which broadly means that cash raised during the year will meet cash expenditure. Part of the Treasury Management operation is to ensure that this cash flow is adequately planned, with cash being available when it is needed. Surplus monies are invested in low risk counterparties or instruments commensurate with the Council's low risk appetite, providing adequate liquidity initially before considering investment return.

The second main function of the Treasury Management service is the funding of the Council's capital plans. These capital plans provide a guide to the borrowing need of the Council, essentially the longer term cash flow planning, to ensure that the Council can meet its capital spending obligations. This management of longer term cash may involve arranging long or short term loans, or using longer term cash flow surpluses. On occasion, when it is prudent and economic, any debt previously drawn may be restructured to meet Council risk or cost objectives.

The contribution the treasury management function makes to the Council is critical, as the balance of debt and investment operations ensure liquidity or the ability to meet spending commitments as they fall due, either on day-to-day revenue or for larger capital projects. The treasury operations will see a balance of the interest costs of debt and the investment income arising from cash deposits affecting the available budget. Since cash balances generally result from reserves and balances, it is paramount to ensure adequate security of the sums invested, as a loss of principal will in effect result in a loss to the General Fund Balance.

CIPFA defines treasury management as:

The management of the local authority's borrowing, investments and cash flows, its banking, money market and capital market transactions; the effective control of the risks associated with those activities; and the pursuit of optimum performance consistent with those risks.

Whilst any commercial initiatives or loans to third parties will impact on the treasury function, these activities are generally classed as non-treasury activities, (arising usually from capital expenditure), and are separate from the day to day treasury management activities.

1.2 Updated Treasury Management and Prudential Codes

CIPFA released new editions of the Treasury Management Code and Prudential Code on 20th December 2021, with reporting requirements effective from 2023/24 financial year. The main objective of the 2021 Codes was to respond to the major expansion of local authority investment activity over the past few years into the purchase of non-financial investments, particularly property. The Codes require an authority to ensure that: -

- it defines its risk appetite and its governance processes for managing risk.
- it sets out, at a high level, its investment policy in relation to environmental, social and governance aspects.
- it adopts a new liability benchmark treasury indicator to support the financing risk management of the capital financing requirement; this is to be shown in chart form for a minimum of ten years, with material differences between the liability benchmark and actual loans to be explained.
- it does not borrow to finance capital expenditure to invest primarily for commercial return.

- increases in the CFR and borrowing are undertaken solely for purposes directly and primarily related to the functions of the authority. Where any financial returns are related to the financial viability of the project in question, they should be incidental to its primary purpose.
- an annual review is conducted to evaluate whether commercial investments should be sold to release funds to finance new capital expenditure or refinance maturing debt.
- its capital plans and investment plans are affordable and proportionate.
- all borrowing/other long-term liabilities are within prudent and sustainable levels.
- risks associated with commercial investments are proportionate to overall financial capacity to sustain losses.
- treasury management decisions are in accordance with good professional practice.
- reporting to members is done quarterly, including updates of prudential indicators.
- it should assess the risks and rewards of significant investments over the **LONG TERM**, as opposed to the usual three to five years that most local authority financial planning has been conducted over, to ensure the long-term financial sustainability of the authority.
- it has access to the appropriate level of **expertise** to be able to operate safely in all areas of investment and capital expenditure, and to involve members adequately in making properly informed decisions on such investments.

The revised Treasury Management Code requires all investments and investment income to be attributed to one of the following three purposes: -

Treasury management

Arising from the organisation's cash flows or treasury risk management activity, this type of investment represents balances which are only held until the cash is required for use. Treasury investments may also arise from other treasury risk management activity which seeks to prudently manage the risks, costs or income relating to existing or forecast debt or treasury investments.

Service delivery

Investments held primarily and directly for the delivery of public services including housing, regeneration and local infrastructure. Returns on this category of investment which are funded by borrowing are permitted only in cases where the income is "either related to the financial viability of the project in question or otherwise incidental to the primary purpose".

Commercial return

Investments held primarily for financial return with no treasury management or direct service provision purpose. Risks on such investments should be proportionate to an authority's financial capacity – i.e., that 'plausible losses' could be absorbed in budgets or reserves without unmanageable detriment to local services. An authority must not borrow to invest primarily for financial return.

1.3 Reporting Requirements

1.3.1 Capital Strategy

The CIPFA 2021 Prudential and Treasury Management Codes require all local authorities to prepare a capital strategy report which will provide the following:

- a high-level long term overview of how capital expenditure, capital financing and treasury management activity contribute to the provision of services;
- an overview of how the associated risk is managed;
- the implications for future financial sustainability.

The aim of the capital strategy is to ensure that all elected members on the full Council fully understand the overall long-term policy objectives and resulting capital strategy requirements, governance procedures and risk appetite.

The capital strategy is reported separately from the Treasury Management Strategy Statement; non-treasury investments will be reported through the former. This ensures the separation of the core treasury function under security, liquidity and yield principles, and the policy and commercialism investments usually driven by expenditure on an asset.

1.3.2 Treasury Management Reporting

The Council is currently required to receive and approve, as a minimum, three main reports each year, which incorporate a variety of policies, estimates and actuals.

Prudential and Treasury Indicators and Treasury Strategy (this report) –

The first, and most important, report is forward looking and covers:

- the capital plans (including prudential indicators);
- a Minimum Revenue Provision (MRP) Policy (how residual capital expenditure is charged to revenue over time);
- the Treasury Management Strategy (how the investments and borrowings are to be organised) including treasury indicators; and
- an Investment Strategy (the parameters on how investments are to be managed).

A Mid Year Treasury Management Report

This is primarily a progress report and will update Members on the capital position, amending prudential indicators as necessary, and whether any policies require revision.

An Annual Treasury Report

This is a backward looking review document and provides details of a selection of actual prudential and treasury indicators and actual treasury operations compared to the estimates within the strategy.

Scrutiny

The above reports are required to be adequately scrutinised before being recommended to the Council. This role is undertaken by the Audit and Governance Committee.

Quarterly reports – In addition to the three major reports detailed above, from 2023/24 quarterly reporting (end of June/ September/ December) is also required. However, these additional reports do not have to be reported to Full Council but do require to be adequately scrutinised. This role will be undertaken by the Corporate Scrutiny Committee as part of their review of the quarterly Performance Healthcheck.

1.4 Treasury Management Strategy for 2023/24

The strategy for 2023/24 covers two main areas:

Capital Issues

- the capital expenditure plans and the associated Prudential Indicators;
- the Minimum Revenue Provision (MRP) policy.

Treasury Management Issues

- the current treasury position;
- treasury indicators which will limit the treasury risk and activities of the Council;
- prospects for interest rates;
- the borrowing strategy;
- policy on borrowing in advance of need;
- debt rescheduling;
- the investment strategy;
- creditworthiness policy; and
- policy on use of external service providers.

These elements cover the requirements of the Local Government Act 2003, DLUHC Investment Guidance, DLUHC MRP Guidance, the CIPFA Prudential Code, and the CIPFA Treasury Management Code.

1.5 Training

The CIPFA Treasury Management Code requires the responsible officer to ensure that Members with responsibility for treasury management receive adequate training in treasury management. This especially applies to Members responsible for scrutiny.

Furthermore, the Code states that they expect all organisations to have a formal and comprehensive knowledge and skills or training policy for the effective acquisition and retention of treasury management knowledge and skills for those responsible for management, delivery, governance and decision making.

The scale and nature of this will depend on the size and complexity of the organisation's treasury management needs. Organisations should consider how to assess whether treasury management staff and Council members have the required knowledge and skills to undertake their roles and whether they have been able to maintain those skills and keep them up to date.

As a minimum, authorities should carry out the following to monitor and review knowledge and skills:

- Record attendance at training and ensure action is taken where poor attendance is identified.
- Prepare tailored learning plans for treasury management officers and board/council members.
- Require treasury management officers and Council members to undertake self-assessment against the required competencies.
- Have regular communication with officers and board/council members, encouraging them to highlight training needs on an ongoing basis.”

In further support of the revised training requirements, CIPFA’s Better Governance Forum and Treasury Management Network have produced a self-assessment by members responsible for the scrutiny of treasury management, with a template available which will be taken to Audit and Governance Committee and used to inform Member training requirements.

Training on Treasury Management issues was most recently delivered for Members in February 2022, with training on the Corporate Capital Strategy in February 2020, and will be provided as and when required. Further training is planned in February 2023. The training needs of Treasury Management officers are regularly reviewed. A formal record of the training received by officers central to the Treasury function will be maintained by the AD Finance. Similarly, a formal record of the treasury management/capital finance training received by members will also be maintained by the AD Finance.

1.6 Treasury Management Consultants

The Council uses Link Group, Treasury Solutions as its external treasury management advisors.

The Council recognises that responsibility for Treasury Management decisions remains with the organisation at all times and will ensure that undue reliance is not placed upon the services of our external service providers. All decisions will be undertaken with regards to all available information, including, but not solely, our treasury advisors.

It also recognises that there is value in employing external providers of Treasury Management services in order to acquire access to specialist skills and resources. The Council will ensure that the terms of their appointment and the methods by which their value will be assessed are properly agreed and documented, and subjected to regular review.

2. THE CAPITAL PRUDENTIAL INDICATORS 2023/24 – 2025/26

The Council’s Capital Expenditure plans are the key driver of Treasury Management activity. The output of the capital expenditure plans is reflected in the prudential indicators, which are designed to assist members’ overview and confirm capital expenditure plans.

2.1 Capital Expenditure

This prudential Indicator is a summary of the Council's Capital Expenditure plans, both those agreed previously, and those forming part of this budget cycle. Members are asked to approve the capital expenditure forecast.

Capital Expenditure £m	2021/22 Actual	2022/23 Predicted Outturn*	2022/23 Budget	2022/23 Re- profiling	2023/24 Estimate**	2024/25 Estimate	2025/26 Estimate
Non-HRA	3.740	5.805	26.431	20.550	5.820	1.601	1.317
HRA	9.993	15.695	22.012	6.249	8.364	7.194	7.851
Commercial Activities/Non- Financial Investments ***	4.083	0.100	4.718	4.618	-	-	-
Total	17.816	21.600	53.162	31.417	14.184	8.795	9.168

* Actual Projected at Period 9

** excludes projected slippage from 2022/23

*** commercial activities/non-financial investments relate to investments in property funds.

The projected slippage into 2023/24 of £31.4m relates mainly to Future High Street Funds (FHSF) schemes, Solway LATC, and Regeneration & Affordable Housing schemes.

Other long-term liabilities - the above financing need excludes other long-term liabilities, such as PFI and leasing arrangements which already include borrowing instruments.

The table below summarises the above capital expenditure plans and how these plans are being financed by capital or revenue resources. Any shortfall of resources results in a funding borrowing need.

Capital Financing (GF/HRA)	2021/22 Actual	2022/23 Predicted Outturn*	2022/23 Budget	2022/23 Re- profiling	2023/24 Estimate**	2024/25 Estimate	2025/26 Estimate
Capital Receipts	6.997	2.922	8.938	6.871	2.778	0.525	1.201
Capital Grants	3.082	5.509	21.410	15.826	1.501	0.571	0.571
Capital Reserves	4.403	7.856	13.183	4.402	5.165	4.306	4.418
Revenue Reserves	2.784	5.050	6.617	1.567	2.979	2.859	2.858
Revenue Contributions	0.066	-	-	-	-	-	-
Net financing need for the year	0.483	0.264	3.015	2.751	1.762	0.535	0.120
Total	17.816	21.600	53.162	31.417	14.184	8.795	9.168

* Actual Projected at Period 9

** excludes projected slippage from 2022/23

The net financing need for commercial activities/non-financial investments included in the above table against expenditure is shown below:

Commercial Activities/Non-Financial Investments	2021/22 Actual	2022/23 Predicted Outturn*	2022/23 Budget	2022/23 Re- profiling	2023/24 Estimate**	2024/25 Estimate	2025/26 Estimate
Capital Expenditure	4.083	0.100	4.718	4.618	-	-	-
Financing Costs	(4.083)	(0.100)	(4.718)	(4.618)	-	-	-
Net financing need for the year	-	-	-	-	-	-	-
Percentage of total net financing need %	-	-	-	-	-	-	-

2.2 The Council's Borrowing Need (the Capital Financing Requirement)

The second prudential indicator is the Council's Capital Financing Requirement (CFR). The CFR is simply the total historic outstanding capital expenditure which has not yet been paid for from either revenue or capital resources. It is essentially a measure of the Council's indebtedness and so its underlying borrowing need. Any capital expenditure above, which has not immediately been paid for through a revenue or capital resource, will increase the CFR.

The CFR does not increase indefinitely, as the Minimum Revenue Provision (MRP) is a statutory annual revenue charge which broadly reduces the indebtedness in line with each asset's life, and so charges the economic consumption of capital assets as they are used.

The CFR includes any other long term liabilities (e.g. PFI schemes, finance leases). Whilst these increase the CFR, and therefore the Council's borrowing requirement, these types of scheme include a borrowing facility by the PFI lease provider and so the Council is not required to separately borrow for these schemes. The Council currently has no such schemes within the CFR.

The Council is asked to approve the CFR projections below:

£m	2021/22 Actual	2022/23 Revised Estimate	2023/24 Estimate	2024/25 Estimate	2025/26 Estimate
Capital Financing Requirement					
CFR – non housing	3.937	3.909	6.608	6.729	6.419
CFR – housing	69.893	69.982	71.582	71.582	71.582
CFR - commercial activities	-	-	-	-	-
Total CFR	73.831	73.890	78.190	78.310	78.000
Movement in CFR	0.325	0.060	4.299	0.121	(0.310)

Movement in CFR represented by					
Net financing need for the year (above)	0.483	0.264	4.513	0.535	0.120
Less MRP/VRP and other financing movements	(0.158)	(0.204)	(0.214)	(0.414)	(0.430)
Movement in CFR	0.325	0.060	4.299	0.121	(0.310)

* CFR 2021/22 £73.831m

A key aspect of the regulatory and professional guidance is that elected members are aware of the size and scope of any commercial activity in relation to the Council's overall financial position. The capital expenditure figures shown in 2.1 and the details above demonstrate the scope of this activity and, by approving these figures, consider the scale proportionate to the Council's remaining activity.

2.3 Liability Benchmark

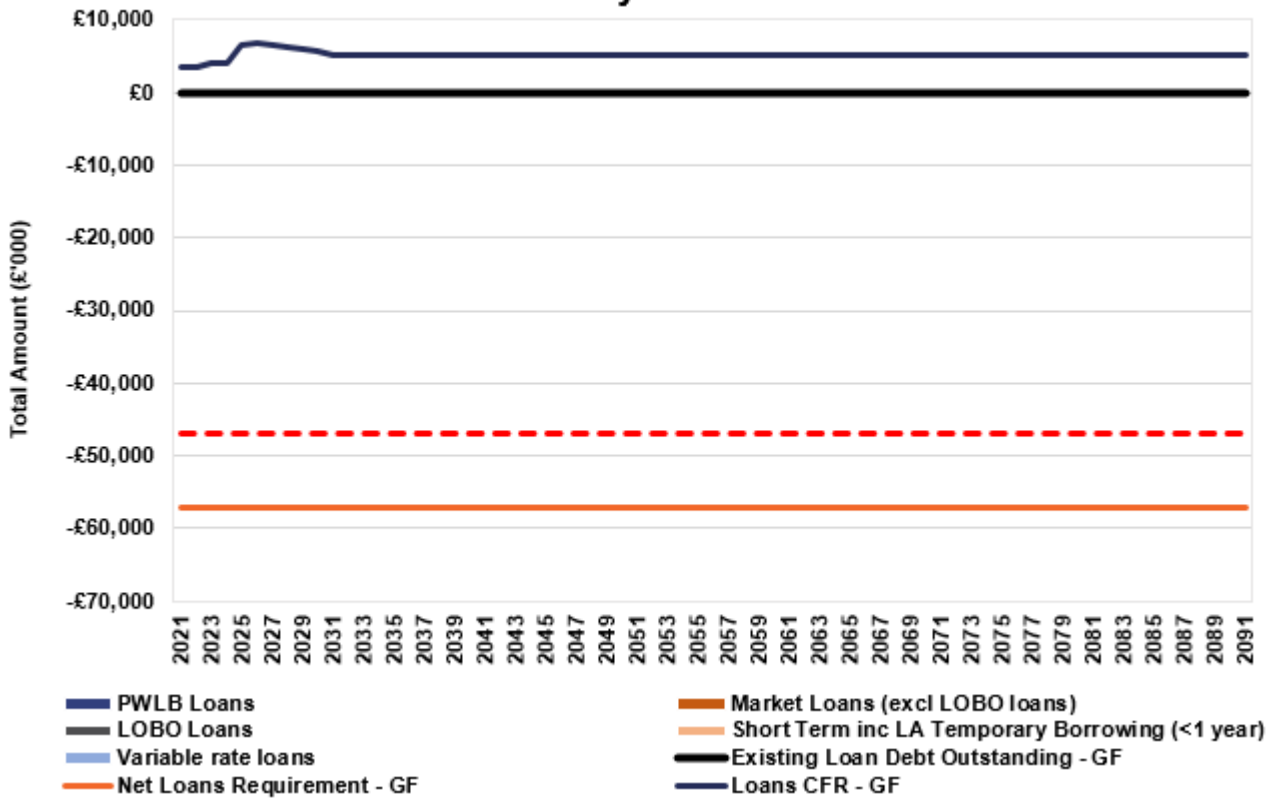
A third and new prudential indicator for 2023/24 is the Liability Benchmark (LB). The Council is required to estimate and measure the LB for the forthcoming financial year and the following two financial years, as a minimum. The liability benchmark analysis should be seen as a tool which will assist the Council with its future borrowing requirements and it highlights the Council's optimum position for external borrowing.

There are four components to the LB: -

1. **Existing loan debt outstanding:** the Council's existing loans that are still outstanding in future years.
2. **Loans CFR:** this is calculated in accordance with the loans Capital Financing Requirement definition in the Prudential Code, reflecting the Council's borrowing need and projected into the future based on approved prudential borrowing and planned MRP.
3. **Net loans requirement:** this will show the Council's gross loan debt less treasury management investments at the last financial year-end, projected into the future and based on its approved prudential borrowing, planned MRP and any other major cash flows forecast.
4. **Liability benchmark (or gross loans requirement):** this is a forecast of the level of gross loan debt the Council will require in line with its budget plans. It is based on the net loans requirement, plus a liquidity allowance for treasury management investments, which is an estimate of the level of short-term investments needed to provide an adequate level of liquidity for daily cash flow management. We have estimated our liquidity allowance at £10m.

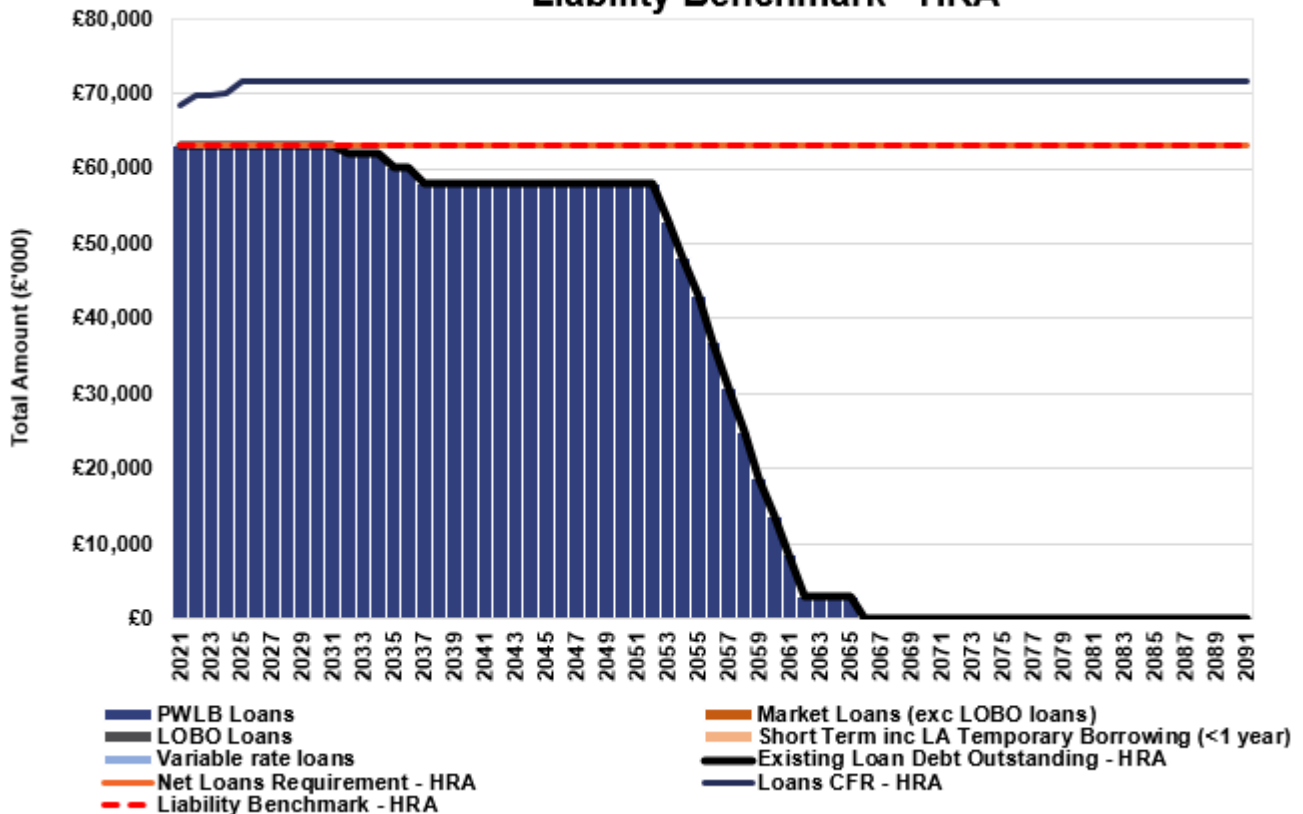
The following graphs detail the liability benchmark for each of the General Fund and HRA, and then the combined position.

Liability Benchmark - General Fund

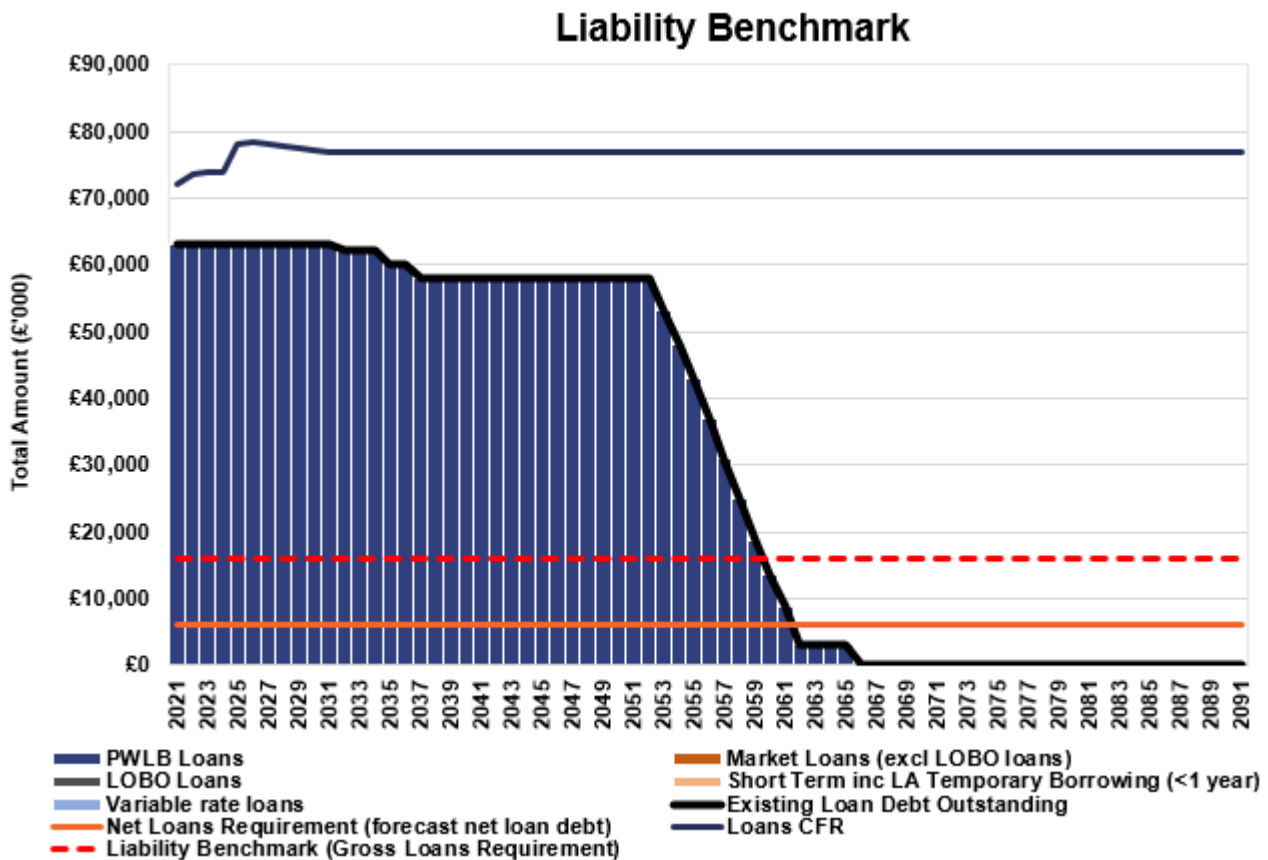


The net loans requirement and liability benchmark for the General Fund is negative as this is reflective of the balance of GF treasury investments held.

Liability Benchmark - HRA



The liability benchmark for the HRA is set at the same level as the net loans requirement (£63m reflecting PWLB loans outstanding) as there is no need to maintain additional borrowing to meet liquidity needs as this falls to the General Fund.



The combined liability benchmark chart above shows the existing loan debt outstanding, the capital financing requirement, net loans requirement and liability benchmark indicator.

The difference between the loans capital financing requirement and existing debt indicates internal borrowing. Prior to any new borrowing, the Council will have regard to underlying assumptions of liability benchmark analysis as part of prudent treasury management.

2.4 Core Funds and Expected Investment Balances

The application of resources (capital receipts, reserves etc.) to either finance capital expenditure or other budget decisions to support the revenue budget will have an ongoing impact on investments unless resources are supplemented each year from new sources (asset sales etc.). Detailed below are estimates of the year end balances for each resource and anticipated day to day cash flow balances.

Year End Resources £m	2021/22 Actual	2022/23 Estimate	2023/24 Estimate	2024/25 Estimate	2025/26 Estimate
Fund Balances/Reserves	42.366	36.875	11.699	8.841	3.785
Capital Receipts	14.804	13.092	6.554	7.124	7.218
Provisions*	1.916	1.916	1.916	1.916	1.916
Other	-	-	-	-	-
Total Core Funds	59.086	51.883	20.169	17.881	12.919
Working Capital**	32.004	20.211	10.154	4.771	9.358
(Under)/Over Borrowing	(10.770)	(10.830)	(15.129)	(15.250)	(14.940)
Expected Investments	80.320	61.264	15.194	7.402	7.336

* Includes full provision for NNDR appeals

** Working capital balances shown are estimated year end; these may be higher mid year.

2.5 Minimum Revenue Provision (MRP) Policy Statement

Under Regulation 27 of the Local Authorities (Capital Finance and Accounting) (England) Regulations 2003, where the Council has financed capital expenditure by borrowing it is required to make a provision each year through a revenue charge (MRP).

The Authority is required to calculate a prudent provision of MRP which ensures that the outstanding debt liability is repaid over a period that is reasonably commensurate with that over which the capital expenditure provides benefits. The MRP Guidance (2018) gives four ready-made options for calculating MRP, but the Authority can use any other reasonable basis that it can justify as prudent.

The MRP policy statement requires full council approval (or closest equivalent level) in advance of each financial year.

For Capital Expenditure incurred before 1 April 2008 or which in the future will be Supported Capital Expenditure, the MRP policy will be:

- **Existing practice** - MRP will follow the existing practice outlined in former DLUHC regulations (option 1)

This option provides for an approximate 4% reduction in the borrowing need (CFR) each year.

From 1 April 2008 for all unsupported borrowing (including PFI and finance leases) the MRP policy will be:

- **Asset Life Method** – MRP will be based on the estimated life of the assets, in accordance with the regulations (this option must be applied for any expenditure capitalised under a Capitalisation Direction) (option 3);

This option provides for a reduction in the borrowing need over approximately the asset's life.

There is no requirement on the HRA to make a minimum revenue provision but there is a requirement for a charge for depreciation to be made (although there are transitional arrangements in place). Repayments included in annual PFI or finance leases are applied as MRP.

MRP Overpayments – Under the MRP guidance, any charges made in excess of the statutory MRP can be made, known as voluntary revenue provision (VRP).

VRP can be reclaimed in later years if deemed necessary or prudent. In order for these amounts to be reclaimed for use in the budget, this policy must disclose the cumulative overpayment made each year. The Council has made no VRP overpayments.

3. BORROWING

The capital expenditure plans set out in Section 2 provide details of the service activity of the Council. The Treasury Management function ensures that the Council's cash is organised in accordance with the relevant professional codes, so that sufficient cash is available to meet this service activity and the Council's capital strategy. This will involve both the organisation of the cash flow and, where capital plans require, the organisation of appropriate borrowing facilities. The strategy covers the relevant treasury / prudential indicators, the current and projected debt positions and the annual investment strategy.

3.1 Current Portfolio Position

The overall Treasury Management portfolio as at 31st March 2022 and for the position as at 31st December 2022 are shown below for both borrowing and investments.

	TREASURY PORTFOLIO			
	ACTUAL AT 31/3/22		CURRENT AT 31/12/22	
	£m	%	£m	%
Treasury Investments				
Banks	38.767	48.36	54.000	60.51
Building Societies	-	-	-	-
Local Authorities	15.000	18.71	15.000	16.81
DMADF (H M Treasury)	-	-	-	-
Money Market Funds	13.299	16.59	9.260	10.38
Certificates of Deposit	-	-	-	-
Total Managed in-House	67.066	83.66	78.260	87.69
Bond Funds	-	-	-	-
Property Funds	13.095	16.34	10.984	12.31
Total Managed Externally	13.095	16.34	10.984	12.31
Total Treasury Investments	80.160	100	89.244	100
Treasury External Borrowing				
Local Authorities	-	-	-	-
PWLB	63.060	100	63.060	100
Total External Borrowing	63.060	100	63.060	100
Net Treasury Investments/(Borrowing)	17.100		26.184	

The Council's forward projections for borrowing are summarised below. The table shows the actual

external debt, against the underlying capital borrowing need (the Capital Financing Requirement - CFR), highlighting any over or under borrowing.

Treasury Portfolio	2021/22 Actual £000's	2022/23 Estimate £000's	2023/24 Estimate £000's	2024/25 Estimate £000's	2025/26 Estimate £000's
External Debt					
Debt at 1st April	63.060	63.060	63.060	63.060	63.060
Expected change in Debt	-	-	-	-	-
Actual gross debt at 31st March	63.060	63.060	63.060	63.060	63.060
The Capital Financing Requirement	73.831	73.890	78.190	78.310	78.000
Under / (over) borrowing	10.770	10.830	15.129	15.250	14.940

Within the range of prudential indicators there are a number of key indicators to ensure that the Council operates its activities within well defined limits. One of these is that the Council needs to ensure that its gross debt does not, except in the short term, exceed the total of the CFR in the preceding year plus the estimates of any additional CFR for 2023/24 and the following two financial years. This allows some flexibility for limited early borrowing for future years, but ensures that borrowing is not undertaken for revenue or speculative purposes.

The Executive Director Finance (the Section 151 Officer) reports that the Council complied with this prudential indicator in the current year and does not envisage difficulties for the future. This view takes into account current commitments, existing plans, and the proposals in this budget report.

3.2. Treasury Indicators: Limits to Borrowing Activity

The Operational Boundary - This is the limit beyond which external debt is not normally expected to exceed. In most cases, this would be a similar figure to the CFR, but may be lower or higher depending on the levels of actual debt and the ability to fund under-borrowing by other cash resources.

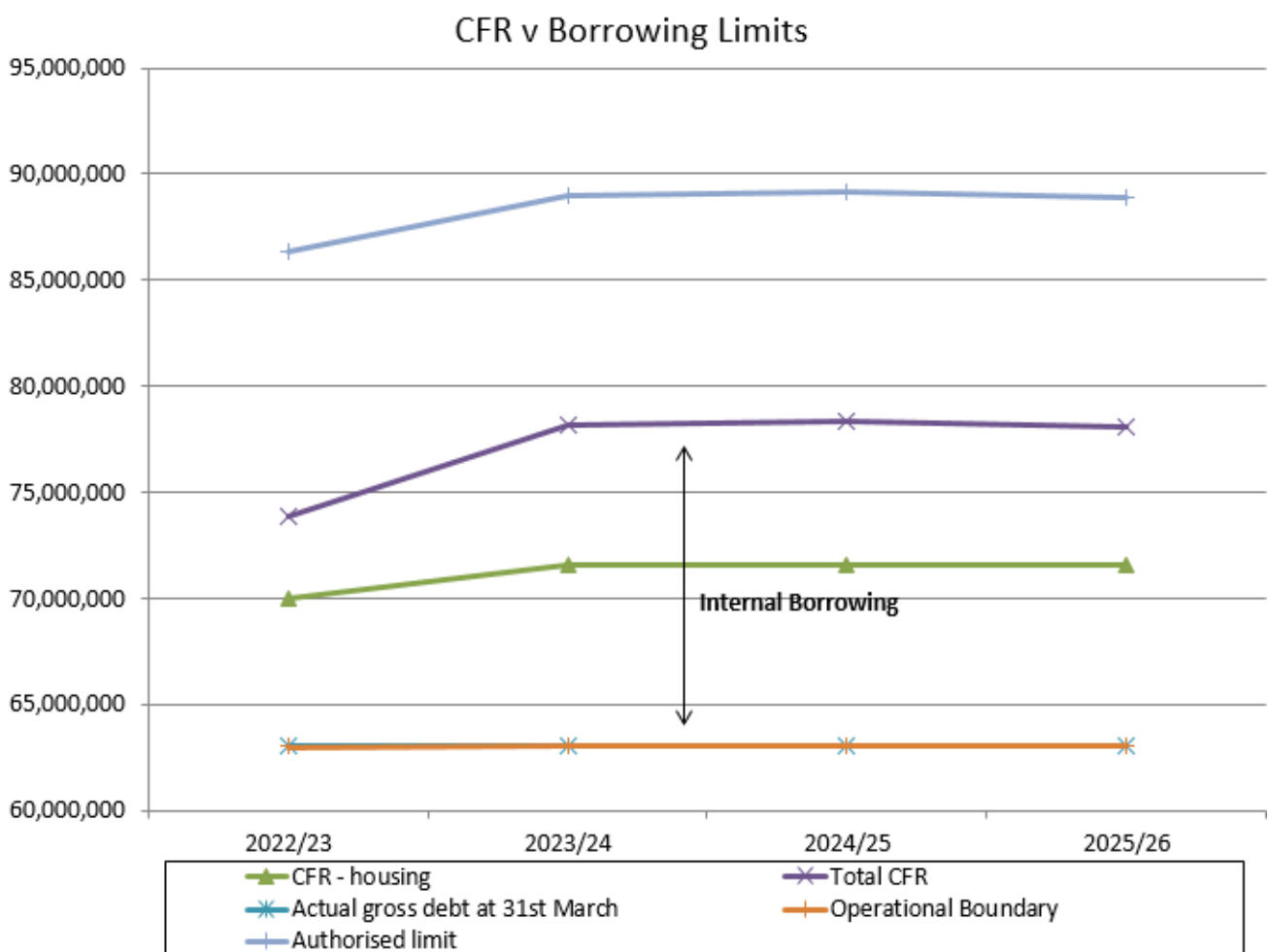
Operational Boundary	2022/23 Estimate £m	2023/24 Estimate £m	2024/25 Estimate £m	2025/26 Estimate £m
Borrowing	63.060	63.060	63.060	63.060
Other long term liabilities	-	-	-	-
Commercial Activities/non-financial Investments	-	-	-	-
Total	63.060	63.060	63.060	63.060

The Authorised Limit for external debt – This is a key prudential indicator and represents a control on the maximum level of borrowing. This represents a legal limit beyond which external debt is prohibited, and this limit needs to be set or revised by the full Council. It reflects the level of external debt which, while not desired, could be afforded in the short term, but is not sustainable in the longer term.

This is the statutory limit determined under section 3 (1) of the Local Government Act 2003. The Government retains an option to control either the total of all councils' plans, or those of a specific council, although this power has not yet been exercised.

The Council is asked to approve the following Authorised Limit:

Authorised limit	2022/23 Estimate £m	2023/24 Estimate £m	2024/25 Estimate £m	2025/26 Estimate £m
Borrowing	86.316	89.015	89.136	88.826
Total	86.316	89.015	89.136	88.826



3.3. Prospects for Interest Rates

The Council has appointed Link Group as its Treasury Advisor and part of their service is to assist the Council to formulate a view on interest rates. Link provided the following forecasts on 7th February 2023. These are forecasts for certainty rates, gilt yields plus 80bps:

Link Group Interest Rate View	07.02.23												
	Mar-23	Jun-23	Sep-23	Dec-23	Mar-24	Jun-24	Sep-24	Dec-24	Mar-25	Jun-25	Sep-25	Dec-25	Mar-26
BANK RATE	4.25	4.50	4.50	4.25	4.00	3.75	3.25	3.00	2.75	2.75	2.50	2.50	2.50
3 month ave earnings	4.30	4.50	4.50	4.30	4.00	3.80	3.30	3.00	2.80	2.80	2.50	2.50	2.50
6 month ave earnings	4.40	4.50	4.40	4.20	3.90	3.70	3.20	2.90	2.80	2.80	2.60	2.60	2.60
12 month ave earnings	4.50	4.50	4.40	4.20	3.80	3.60	3.10	2.70	2.70	2.70	2.70	2.70	2.70
5 yr PWLB	4.00	4.00	3.90	3.80	3.70	3.60	3.50	3.40	3.30	3.20	3.10	3.10	3.10
10 yr PWLB	4.20	4.20	4.10	4.00	3.90	3.80	3.60	3.50	3.50	3.40	3.30	3.30	3.20
25 yr PWLB	4.60	4.60	4.40	4.30	4.20	4.10	3.90	3.80	3.70	3.60	3.50	3.40	3.40
50 yr PWLB	4.30	4.30	4.20	4.10	3.90	3.80	3.60	3.60	3.40	3.30	3.20	3.20	3.10

Additional notes by Link on this forecast table: -

Our central forecast for interest rates was updated on 19 December and reflected a view that the MPC would be keen to further demonstrate its anti-inflation credentials by delivering a succession of rate increases. This has happened but the Government's continued policy of emphasising fiscal rectitude will probably mean Bank Rate will not need to increase to further than 4.5%.

Further down the road, we anticipate the Bank of England will be keen to loosen monetary policy when the worst of the inflationary pressures are behind us – but that timing will be one of fine judgment: cut too soon, and inflationary pressures may well build up further; cut too late and any downturn or recession may be prolonged. Our best judgment is that there will be scope for an early Christmas present for households with a December rate cut priced in, ahead of further reductions in 2024 and 2025.

The CPI measure of inflation looks to have peaked at 11.1% in Q4 2022 (currently 10.5%). Despite the cost-of-living squeeze that is still taking shape, the Bank will want to see evidence that wages are not spiralling upwards in what is evidently a very tight labour market.

Regarding the plan to sell £10bn of gilts back into the market each quarter (Quantitative Tightening), this has started and will focus on the short, medium and longer end of the curve in equal measure.

In the upcoming months, our forecasts will be guided not only by economic data releases and clarifications from the MPC over its monetary policies and the Government over its fiscal policies, but the on-going conflict between Russia and Ukraine. (More recently, the heightened tensions between China/Taiwan/US also have the potential to have a wider and negative economic impact.)

On the positive side, consumers are still estimated to be sitting on significant excess savings left over from the pandemic so that will cushion some of the impact of the above challenges. However, most of those are held by more affluent people whereas lower income families already spend nearly all their income on essentials such as food, energy and rent/mortgage payments.

PWLB RATES

- The yield curve movements have become less volatile of late and PWLB 5 to 50 years Certainty Rates are, generally, in the range of 3.75% to 4.75%.
- We view the markets as having built in, already, nearly all the effects on gilt yields of the likely increases in Bank Rate and the elevated inflation outlook.

The balance of risks to the UK economy: -

- The overall balance of risks to economic growth in the UK is to the downside.

Downside risks to current forecasts for UK gilt yields and PWLB rates include: -

- **Labour and supply shortages** prove more enduring and disruptive and depress economic activity (accepting that in the near-term this is also an upside risk to inflation and, thus, rising gilt yields).
- **The Bank of England** acts too quickly, or too far, over the next year to raise Bank Rate and causes UK economic growth, and increases in inflation, to be weaker than we currently anticipate.
- **UK / EU trade arrangements** – if there was a major impact on trade flows and financial services due to complications or lack of co-operation in sorting out significant remaining issues.
- **Geopolitical risks**, for example in Ukraine/Russia, China/Taiwan/US, Iran, North Korea and Middle Eastern countries, which could lead to increasing safe-haven flows.

Upside risks to current forecasts for UK gilt yields and PWLB rates: -

- The **Bank of England is too slow** in its pace and strength of increases in Bank Rate and, therefore, allows inflationary pressures to build up too strongly and for a longer period within the UK economy, which then necessitates Bank Rate staying higher for longer than we currently project or even necessitates a further series of increases in Bank Rate later in the year or in 2024.
- **The pound weakens** because of a lack of confidence in the UK Government's fiscal policies, resulting in investors pricing in a risk premium for holding UK sovereign debt.
- Longer term **US treasury yields** rise strongly if inflation remains more stubborn than the market currently anticipates, pulling gilt yields up higher consequently.
- Projected **gilt issuance, inclusive of natural maturities and QT**, could be too much for the markets to comfortably digest without higher yields consequently.

Borrowing advice: Our long-term (beyond 10 years) forecast for Bank Rate stands at 2.5%. As all PWLB certainty rates are currently above this level, borrowing strategies will need to be reviewed in that context. Better value can generally be obtained at the shorter end of the curve and short-dated fixed LA to LA monies should be considered. Temporary borrowing rates are likely, however, to remain near Bank Rate and may also prove attractive whilst the market waits for inflation, and therein gilt yields, to drop back later in 2023.

Our suggested budgeted earnings rates for investments up to about three months' duration in each financial year are rounded to the nearest 10bps as follows: -

Average earnings in each year	
2022/23 (remainder)	4.30%
2023/24	4.30%
2024/25	3.20%
2025/26	2.60%
2026/27	2.50%
Years 6 to 10	2.80%
Years 10+	2.80%

As there are so many variables at this time, caution must be exercised in respect of all interest rate forecasts.

Our interest rate forecast for Bank Rate is in steps of 25 bps, whereas PWLB forecasts have been rounded to the nearest 10 bps and are central forecasts within bands of + / - 25 bps. Naturally, we continue to monitor events and will update our forecasts as and when appropriate.

3.4 Borrowing Strategy

The Council is currently maintaining an under-borrowed position. This means that the capital borrowing need (the Capital Financing Requirement), has not been fully funded with loan debt, as cash supporting the Council's reserves, balances and cash flow has been used as a temporary measure. This strategy is prudent as investment returns are low and counterparty risk is still an issue that needs to be considered.

Against this background and the risks within the economic forecast, caution will be adopted with the 2023/24 treasury operations. The Executive Director Finance will monitor interest rates in financial markets and adopt a pragmatic approach to changing circumstances:

- * *if it was felt that there was a significant risk of a sharp FALL in borrowing rates, then borrowing will be postponed.*
- * *if it was felt that there was a significant risk of a much sharper RISE in borrowing rates than that currently forecast, perhaps arising from an acceleration in the rate of increase in central rates in the USA and UK, an increase in world economic activity or a sudden increase in inflation risks, then the portfolio position will be re-appraised. Most likely, fixed rate funding will be drawn whilst interest rates are lower than they are projected to be in the next few years.*

Any decisions will be reported to Council at the next available opportunity.

3.5 Policy on Borrowing in Advance of Need

The Council will not borrow more than or in advance of its needs purely in order to profit from the investment of the extra sums borrowed. Any decision to borrow in advance will be within forward approved Capital Financing Requirement estimates, and will be considered carefully to ensure that value for money can be demonstrated and that the Council can ensure the security of such funds.

Risks associated with any borrowing in advance activity will be subject to prior appraisal and subsequent reporting through the mid-year or annual reporting mechanism.

3.6. Debt Rescheduling

Rescheduling of current borrowing in our debt portfolio is unlikely to occur as there is still a very large difference between premature redemption rates and new borrowing rates. If rescheduling was to be done, it will be reported to the Council at the earliest meeting following its action.

3.7 New Financial Institutions as a Source of Borrowing

Currently the PWLB Certainty Rate is set at gilts + 80 basis points for both HRA and non-HRA borrowing. Where appropriate, consideration will be given to sourcing funding at cheaper rates from the following in order to finance capital expenditure for non-HRA and infrastructure purposes:

- Local authorities (primarily shorter dated maturities out to 3 years or so – still cheaper than the Certainty Rate).
- Financial institutions (primarily insurance companies and pension funds but also some banks, out of forward dates where the objective is to avoid a “cost of carry” or to achieve refinancing certainty over the next few years)
- Municipal Bonds Agency
- UK Infrastructure Bank

Our advisors will keep us informed as to the relative merits of each of these alternative funding sources.

3.8 Approved Sources of Long and Short term Borrowing

On Balance Sheet	Fixed	Variable
PWLB	●	●
Municipal bond agency	●	●
Local authorities	●	●
Banks	●	●
Pension funds	●	●
Insurance companies	●	●
UK Infrastructure Bank	●	●
Market (long-term)	●	●
Market (temporary)	●	●
Market (LOBOs)	●	●
Stock issues	●	●
Local temporary	●	●

Local Bonds	●	
Local authority bills	●	●
Overdraft		●
Negotiable Bonds	●	●
Internal (capital receipts & revenue balances)	●	●
Commercial Paper	●	
Medium Term Notes	●	
Finance leases	●	●

4. ANNUAL INVESTMENT STRATEGY

4.1 Investment Policy – Management of Risk

The Department of Levelling Up, Housing and Communities (DLUHC – this was formerly the Ministry of Housing, Communities and Local Government (MHCLG)) and CIPFA have extended the meaning of ‘investments’ to include both financial and non-financial investments. This report deals solely with treasury (financial) investments (as managed by the treasury management team). Non-financial investments, essentially the purchase of income yielding assets, are covered in the Capital Strategy.

The Council’s investment policy has regard to the following:-

- DLUHC’s Guidance on Local Government Investments (“the Guidance”)
- CIPFA Treasury Management in Public Services Code of Practice and Cross Sectoral Guidance Notes 2021 (“the Code”)
- CIPFA Treasury Management Guidance Notes 2021

The Council’s investment priorities will be security first, portfolio liquidity second, and then yield (return). The Council will aim to achieve the optimum return (yield) on its investments commensurate with proper levels of security and liquidity and with the Council’s risk appetite.

In the current economic climate, it is considered appropriate to maintain a degree of liquidity to cover cash flow needs but to also consider “laddering” investments for periods up to 12 months with high credit rated financial institutions, whilst investment rates remain elevated.

The above guidance from the DLUHC and CIPFA places a high priority on the management of risk. This Council has adopted a prudent approach to managing risk and defines its risk appetite by the following means:-

- 1) Minimum acceptable **credit criteria** are applied in order to generate a list of highly creditworthy counterparties. This also enables diversification and thus avoidance of concentration risk. The key ratings used to monitor counterparties are the Short Term and Long Term ratings.
- 2) **Other Information:** Ratings will not be the sole determinant of the quality of an institution; it is important to continually assess and monitor the financial sector on both a micro and macro basis and in relation to the economic and political environments in which institutions operate. The assessment will also take account of information that reflects the opinion of the

markets. To achieve this consideration the Council will engage with its advisors to maintain a monitor on market pricing such as “**credit default swaps**” and overlay that information on top of the credit ratings.

- 3) **Other information sources** used will include the financial press, share price and other such information pertaining to the financial sector in order to establish the most robust scrutiny process on the suitability of potential investment counterparties.
- 4) This Council has defined the list of **types of investment instruments** that the Treasury Management team are authorised to use. There are two lists in Annex 4 under the categories of ‘specified’ and ‘non-specified’ investments.
 - **Specified investments** are those with a high level of credit quality and subject to a maturity limit of one year, or have less than a year left to run to maturity if they were originally classified as being non-specified investments solely due to the maturity period exceeding one year.
 - **Non-specified investments** are those with less high credit quality, may be for periods in excess of one year, and/or are more complex instruments which require greater consideration by members and officers before being authorised for use.
- 5) **Non-specified investments limit.** The Council has determined that it will limit the maximum total exposure to non-specified investments as being 35% of the total investment portfolio (see paragraph 4.3)
- 6) **Lending limits** (amounts and maturity) for each counterparty will be set though applying the matrix table in paragraph 4.2
- 7) **Transaction limits** are set for each type of investment in 4.2
- 8) This Council will set a limit for the amount of its investments which are invested for **longer than 365 days** (see paragraph 4.4)
- 9) Investments will only be placed with counterparties from countries with a specified minimum **sovereign rating** (see paragraph 4.3)
- 10) This Council has engaged **external consultants** (see paragraph 1.5) to provide expert advice on how to optimise an appropriate balance of security, liquidity and yield, given the risk appetite of this Council in the context of the expected level of cash balances and need for liquidity throughout the year.
- 11) All investments will be denominated in **sterling**.
- 12) As a result of the change in accounting standards for 2022/23 under IFRS 9, this Authority will consider the implications of investment instruments which could result in an adverse movement in the value of the amount invested and resultant charges at the end of the year to the General Fund. (In November 2018, the MHCLG, concluded a consultation for a temporary override to allow English local authorities time to adjust their portfolio of all pooled investments by announcing a statutory override to delay implementation of IFRS 9 for five years ending 31.3.23.. The Department for Levelling Up, Housing and Communities (DLUHC) has announced that the IFRS 9 statutory override in local government will be extended for another two years until 31 March 2025.

- 13) This Council will also pursue **value for money** in treasury management and will monitor the yield from investment income against appropriate benchmarks for investment performance (see paragraph 4.5). Regular monitoring of investment performance will be carried out during the year.

Changes in risk management policy from last year. The above criteria are unchanged from last year.

4.2 Creditworthiness Policy

This Council applies the creditworthiness service provided by the Link Group. This service employs a sophisticated modelling approach utilising credit ratings from the three main credit rating agencies - Fitch, Moody's and Standard and Poor's. The credit ratings of counterparties are supplemented with the following overlays:

- 'watches' and 'outlooks' from credit rating agencies;
- CDS spreads that may give early warning of changes in credit ratings;
- sovereign ratings to select counterparties from only the most creditworthy countries.

This modelling approach combines credit ratings, and any assigned watches and outlooks in a weighted scoring system which is then combined with an overlay of CDS spreads. The end product of this is a series of colour coded bands which indicate the relative creditworthiness of counterparties. These colour codes are used by the Council to determine the suggested duration for investments. The Council will therefore use counterparties within the following durational bands:

- Yellow 5 years *
- Dark pink 5 years for Ultra-Short Dated Bond Funds with a credit score of 1.25
- Light pink 5 years for Ultra-Short Dated Bond Funds with a credit score of 1.5
- Purple 2 years
- Blue 1 year (only applies to nationalised or semi nationalised UK Banks)
- Orange 1 year
- Red 6 months
- Green 100 days
- No colour not to be used

Y	Pi1	Pi2	P	B	O	R	G	N/C
1	1.25	1.5	2	3	4	5	6	7
Up to 5yrs	Up to 5yrs	Up to 5yrs	Up to 2yrs	Up to 1yr	Up to 1yr	Up to 6mths	Up to 100days	No Colour

The Link creditworthiness service uses a wider array of information other than just primary ratings. Furthermore, by using a risk weighted scoring system, it does not give undue preponderance to just one agency's ratings.

Typically the minimum credit ratings criteria the Council uses will be a short term rating (Fitch or equivalents) of F1 and a Long Term rating of A -. There may be occasions when the counterparty ratings from one rating agency are marginally lower than these ratings but may still be used. In these instances consideration will be given to the whole range of ratings available, or other topical market information, to support their use.

All credit ratings will be monitored on a daily basis/as and when notified. The Council is alerted to changes to ratings of all three agencies through its use of the Link creditworthiness service:

- if a downgrade results in the counterparty/investment scheme no longer meeting the Council's minimum criteria, its further use as a new investment will be withdrawn immediately;
- in addition to the use of credit ratings the Council will be advised of information in movements in Credit Default Swap spreads against the iTraxx European Financials benchmark and other market data on a daily basis via its Passport website, provided exclusively to it by Link. Extreme market movements may result in downgrade of an institution or removal from the Council's lending list.

Sole reliance will not be placed on the use of this external service. In addition this Council will also use market data and market information, as well as information on any external support for banks, to help support its decision making process.

Counterparty	Colour (and long term rating where applicable)	Money and/or % Limit	Time Limit
Banks/Building Societies *	Yellow	£10m	5yrs
Banks/Building Societies	Purple	£10m	2 yrs
Banks/Building Societies	Orange	£10m	1 yr
Banks – part nationalised	Blue	£10m	1 yr
Banks/Building Societies	Red	£10m	6 mths
Banks/Building Societies	Green	£10m	100 days
Banks/Building Societies	No colour	Not to be used	
Council's banker (where "No Colour")	No colour	£2m	1 day
DMADF	UK sovereign	£10m	6 months

	rating		
Local authorities	n/a	£10m	5yrs
	Fund Rating **	Money and/or % Limit	Time Limit
Money Market Funds CNAV	AAA	£10m	Liquid
Money Market Funds LVNAV	AAA	£10m	Liquid
Money Market Funds VNAV	AAA	£10m	Liquid
Ultra-Short Dated Bond Funds with a credit score of 1.25	Dark pink / AAA	£10m	Liquid
Ultra-Short Dated Bond Funds with a credit score of 1.50	Light pink / AAA	£10m	Liquid

* The yellow colour category is for UK Government debt, or its equivalent, money market funds and collateralised deposits where the collateral is UK Government debt – see Annex 4.

** ‘Fund’ ratings are different to individual counterparty ratings, coming under either specific ‘MMF’ or ‘Bond Fund’ rating criteria.

Creditworthiness

Significant levels of downgrades to Short and Long-Term credit ratings have not materialised since the crisis in March 2020. In the main, where they did change, any alterations were limited to Outlooks. However, more recently the UK sovereign debt rating has been placed on Negative Outlook by the three major rating agencies in the wake of the Truss/Kwarteng unfunded tax-cuts policy. Although the Sunak/Hunt government has calmed markets, the outcome of the rating agency reviews is unknown at present, but it is possible the UK sovereign debt rating will be downgraded. Accordingly, when setting minimum sovereign debt ratings, this Authority will not set a minimum rating for the UK.

CDS prices

Although bank CDS prices, (these are market indicators of credit risk), spiked upwards at the end of March/early April 2020 due to the heightened market uncertainty and ensuing liquidity crisis that affected financial markets, they have returned to more average levels since then. However, sentiment can easily shift, so it will remain important to undertake continual monitoring of all aspects of risk and return in the current circumstances. Link monitor CDS

prices as part of their creditworthiness service to local authorities and the Council has access to this information via its Link-provided Passport portal.

4.3 Other Limits

Due care will be taken to consider the exposure of the Council's total investment portfolio to non-specified investments, countries, groups and sectors.

- a) **Non-specified treasury management investment limit.** The Council has determined that it will limit the maximum total exposure to non-specified investments as being 35% of the total investment portfolio.
- b) **Country limit.** The Council has determined that it will only use approved counterparties from the UK and from countries with a minimum sovereign credit rating of 'AA-' from Fitch. The list of countries that qualify using this credit criteria as at the date of this report are shown in Annex 5. This list will be added to, or deducted from, by officers should ratings change in accordance with this policy.
- c) **Other limits.** In addition:-
 - no more than 25% will be placed with any non-UK country at any time;
 - a limit of £14m per group will apply to a group of companies;
 - sector limits will be monitored regularly for appropriateness.

4.4 Investment Strategy

In-house funds. Investments will be made with reference to the core balance and cash flow requirements and the outlook for short-term interest rates (i.e. rates for investments up to 12 months). Greater returns are usually obtainable by investing for longer periods. While most cash balances are required in order to manage the ups and downs of cash flows, where cash sums can be identified that could be invested for longer periods, the value to be obtained from longer term investments will be carefully assessed.

- If it is thought that Bank Rate is likely to rise significantly within the time horizon being considered, then consideration will be given to keeping most investments as being short term or variable.
- Conversely, if it is thought that Bank Rate is likely to fall within that time period, consideration will be given to locking in higher rates currently obtainable, for longer periods.

Investment Returns Expectations

The current forecast shown in paragraph 3.3, includes a forecast for Bank Rate to reach 4.5% in Q2 2023

The suggested budgeted investment earnings rates for returns on investments placed for periods up to about three months during each financial year are as follows: -

Average earnings in each year	
2022/23 (remainder)	4.30%
2023/24	4.30%
2024/25	3.20%
2025/26	2.60%
2026/27	2.50%
Years 6 to 10	2.80%
Years 10+	2.80%

As there are so many variables at this time, caution must be exercised in respect of all interest rate forecasts.

For its cash flow generated balances, the Council will seek to utilise its business reserve instant access and notice accounts, money market funds and short-dated deposits (overnight to 100 days) in order to benefit from the compounding of interest.

Investment Treasury Indicator and Limit - total principal funds invested for greater than 365 days. These limits are set with regard to the Council's liquidity requirements and to reduce the need for early sale of an investment, and are based on the availability of funds after each year-end.

The Council is asked to approve the treasury indicator and limit: -

Upper limit for principal sums invested for longer than 365 days			
	2023/24 £m	2024/25 £m	2025/26 £m
Principal sums invested > 365 days	5.318	2.591	2.568
Current investments as at 31.12.22 in excess of 1 year maturing in each year	-	-	-

4.5 Investment Performance/Risk Benchmarking

This Council will use an investment benchmark to assess the investment performance of its investment portfolio of 3 month SONIA.

4.6 End of year investment report

At the end of the financial year, the Council will report on its investment activity as part of its Annual Treasury Report.

5. ANNEXES

1. Prudential and Treasury Indicators
2. Interest Rate Forecasts
3. Economic Background
4. TMP 1 Credit & Counterparty Risk Management
5. Approved Countries for investments
6. Treasury Management Scheme of Delegation
7. The Treasury Management Role of the Section 151 Officer
8. Treasury Management Practices
9. Treasury Management Glossary of Terms
10. Prudential Indicators – Definitions/Interpretation

ANNEX 1

THE CAPITAL PRUDENTIAL AND TREASURY INDICATORS 2023/24 – 2025/26

The Council's capital expenditure plans are the key driver of treasury management activity. The output of the capital expenditure plans is reflected in the prudential indicators, which are designed to assist members' overview and confirm capital expenditure plans.

1 Capital expenditure

A breakdown of capital expenditure by Directorate is detailed within the Performance Healthcheck reported quarterly to Cabinet.

2 Affordability Prudential Indicators

The previous sections cover the overall capital and control of borrowing prudential indicators, but within this framework prudential indicators are required to assess the affordability of the capital investment plans. These provide an indication of the impact of the capital investment plans on the Council's overall finances. The Council is asked to approve the following indicators:

a) Ratio of financing costs to net revenue stream.

This indicator identifies the trend in the cost of capital (borrowing and other long term obligation costs net of investment income) against the net revenue stream (net cost of services).

Ratio of financing costs to net revenue stream.	2021/22	2022/23	2023/24	2024/25	2025/26
	Actual %	Estimate %	Estimate %	Estimate %	Estimate %
Non-HRA	(6.74)%	(6.40)%	(18.17)%	(6.17)%	(3.66)%
HRA	28.16%	27.33%	26.48%	25.46%	25.39%
Commercial Activities/non-Financial Investments	(6.65)%	(7.99)%	(5.97)%	(5.18)%	(4.19)%

The estimates of financing costs include current commitments and the proposals in this budget report.

Commercial Activities/non-Financial Investments includes investments in property funds.

b) Housing Revenue Account Debt Ratios

HRA Debt to Revenues Ratio	2021/22 Actual	2022/23 Estimate	2023/24 Estimate	2024/25 Estimate	2025/26 Estimate
HRA Debt £m	69.893	69.982	71.582	71.582	71.582
HRA Revenues £m	19.241	20.071	21.404	22.348	22.414
Ratio of Debt to Revenues %	363	349	334	320	319

HRA Debt per Dwelling	2021/22 Actual	2022/23 Estimate	2023/24 Estimate	2024/25 Estimate	2025/26 Estimate
HRA Debt £m	69.893	69.982	71.582	71.582	71.582
Number of HRA Dwellings	4,122	4,080	4,050	4,020	3,990
Debt per Dwelling £'000	16.956	17.152	17.674	17.806	17.940

4 Maturity Structure of Borrowing

These gross limits are set to reduce the Council's exposure to large, fixed rate sums falling due for refinancing, and are required for upper and lower limits.

The Council is asked to approve the following treasury indicators and limits:

Maturity structure of Fixed Interest Rate borrowing 2023/24		
Timeline	Lower	Upper
Under 12 months	0%	20%
12 months to 2 years	0%	20%
2 years to 5 years	0%	25%
5 years to 10 years	0%	75%
10 years and above	0%	100%

Maturity structure of Variable Interest Rate borrowing 2023/24		
Timeline	Lower	Upper
Under 12 months	0%	20%
12 months to 2 years	0%	20%
2 years to 5 years	0%	25%
5 years to 10 years	0%	75%
10 years and above	0%	100%

5. Control of Interest Rate Exposure

Please see paragraphs 3.3, 3.4 and 4.4

ANNEX 2 INTEREST RATE FORECASTS

Link Group Interest Rate View	07.02.23													
	Mar-23	Jun-23	Sep-23	Dec-23	Mar-24	Jun-24	Sep-24	Dec-24	Mar-25	Jun-25	Sep-25	Dec-25	Mar-26	
BANK RATE	4.25	4.50	4.50	4.25	4.00	3.75	3.25	3.00	2.75	2.75	2.50	2.50	2.50	
3 month ave earnings	4.30	4.50	4.50	4.30	4.00	3.80	3.30	3.00	2.80	2.80	2.50	2.50	2.50	
6 month ave earnings	4.40	4.50	4.40	4.20	3.90	3.70	3.20	2.90	2.80	2.80	2.60	2.60	2.60	
12 month ave earnings	4.50	4.50	4.40	4.20	3.80	3.60	3.10	2.70	2.70	2.70	2.70	2.70	2.70	
5 yr PWLB	4.00	4.00	3.90	3.80	3.70	3.60	3.50	3.40	3.30	3.20	3.10	3.10	3.10	
10 yr PWLB	4.20	4.20	4.10	4.00	3.90	3.80	3.60	3.50	3.50	3.40	3.30	3.30	3.20	
25 yr PWLB	4.60	4.60	4.40	4.30	4.20	4.10	3.90	3.80	3.70	3.60	3.50	3.40	3.40	
50 yr PWLB	4.30	4.30	4.20	4.10	3.90	3.80	3.60	3.60	3.40	3.30	3.20	3.20	3.10	

PWLB forecasts are based on PWLB certainty rates.

ANNEX 3 ECONOMIC BACKGROUND

Against a backdrop of stubborn inflationary pressures, the easing of Covid restrictions in most developed economies, the Russian invasion of Ukraine, and a range of different UK Government policies, it is no surprise that UK interest rates have been volatile right across the curve, from Bank Rate through to 50-year gilt yields, for all of 2022.

Market commentators' misplaced optimism around inflation has been the root cause of the rout in the bond markets with, for example, UK, EZ and US 10-year yields all rising by over 200bps in 2022. The table below provides a snapshot of the conundrum facing central banks: inflation is elevated but labour markets are extra-ordinarily tight, making it an issue of fine judgment as to how far monetary policy needs to tighten.

	UK	Eurozone	US
Bank Rate	4.0%	2.5%	4.5%-4.75%
GDP	-0.3%q/q Q3 (1.9%/y/y)	+0.3%q/q Q3 (2.3%/y/y)	2.9% Q4 Annualised
Inflation	10.5%/y/y (Dec)	8.5%/y/y (Jan)	6.5%/y/y (Dec)
Unemployment Rate	3.7% (Nov)	6.6% (Dec)	3.5% (Dec)

Q2 of 2022 saw UK GDP revised upwards to +0.2% q/q, but this was quickly reversed in the third quarter, albeit some of the fall in GDP can be placed at the foot of the extra Bank Holiday in the wake of the Queen's passing. Nevertheless, CPI inflation has picked up to what should be a peak reading of 11.1% in October, although with further increases in the gas and electricity price caps pencilled in for April 2023, and the cap potentially rising from an average of £2,500 to £3,000 per household, there is still a possibility that inflation will face some further upward pressures before dropping back slowly through 2023 to finish the year in the range of 4% - 5%.

The UK unemployment rate fell to a 48-year low of 3.6%, and this despite a net migration increase of c500k. The fact is that with many economic participants registered as long-term sick, the UK labour force actually shrunk by c500k in the year to June. Without an increase in the labour force participation rate, it is hard to see how the UK economy will be able to grow its way to prosperity, and with average wage increases running at over 6% the MPC will be concerned that wage inflation will prove just as sticky as major supply-side shocks to food and energy that have endured since Russia's invasion of Ukraine on 22nd February 2022.

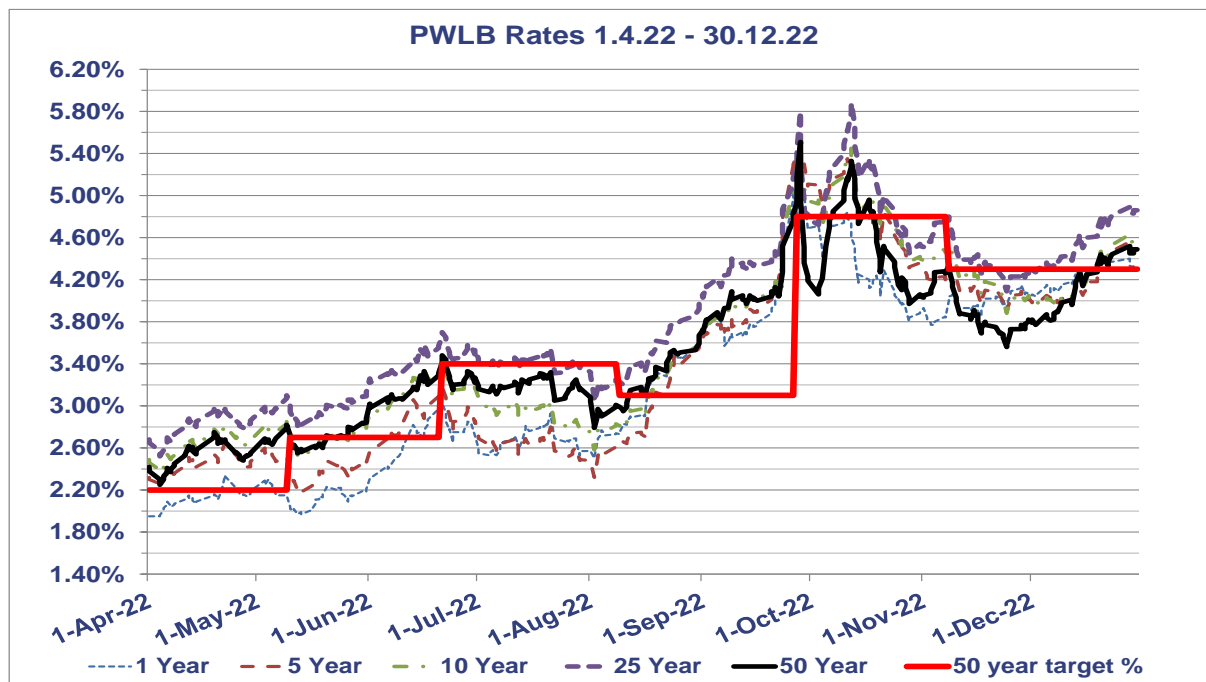
Throughout Q3 Bank Rate increased, finishing the quarter at 2.25% (an increase of 1%). Q4 has seen rates rise to 3.5% in December and 4% in February and the market currently expects Bank Rate to hit 4.5% by June 2023.

Following a Conservative Party leadership contest, Liz Truss became Prime Minister for a tumultuous seven weeks that ran through September and October. Put simply, the markets did not like the unfunded tax-cutting and heavy spending policies put forward by her Chancellor, Kwasi Kwarteng, and their reign lasted barely seven weeks before being replaced by Prime Minister Rishi Sunak and Chancellor Jeremy Hunt. Their Autumn Statement of 17th November gave rise to a net £55bn fiscal tightening, although much of the "heavy lifting" has been left for the next Parliament to deliver. However, the markets liked what they heard, and UK gilt yields have almost completely reversed the increases seen under the previous tenants of No10/11 Downing Street.

Globally, though, all the major economies are expected to struggle in the near term. The fall below 50 in the composite Purchasing Manager Indices for the UK, US, EZ and China all point to at least one, if not more, quarters of GDP contraction in 2023. In November, the MPC projected eight quarters of negative growth for the UK lasting throughout 2023 and 2024, but with Bank Rate set to peak at lower levels than previously priced in by the markets and the fiscal tightening deferred to some extent, it is not clear that things will be as bad as first anticipated by the Bank. Indeed, their February Monetary Policy Report suggests five quarters of negative growth, albeit a shallow recession with GDP expected to shrink 0.5% in 2023 and 0.25% in 2024.

The £ has remained resilient of late, recovering from a record low of \$1.035, on the Monday following the Truss government’s “fiscal event”, to \$1.22. Notwithstanding the £’s better run of late, 2023 is likely to see a housing correction of some magnitude as fixed-rate mortgages have moved above 5% and affordability has been squeezed despite proposed Stamp Duty cuts remaining in place.

In the table below, the rise in gilt yields, and therein PWLB rates, through the first nine months of 2022/23 is clear to see.



However, the peak in rates on 28th September as illustrated in the table covering April to December 2022 below, has been followed by the whole curve shifting lower. PWLB rates at the front end of the curve are generally over 1.25% lower now whilst the 50 years is over 1% lower.

HIGH/LOW/AVERAGE PWLB RATES FOR 01.04.22 – 30.12.22

	1 Year	5 Year	10 Year	25 Year	50 Year
Low	1.95%	2.18%	2.36%	2.52%	2.25%

Date	01/04/2022	13/05/2022	04/04/2022	04/04/2022	04/04/2022
High	5.11%	5.44%	5.45%	5.88%	5.51%
Date	28/09/2022	28/09/2022	12/10/2022	12/10/2022	28/09/2022
Average	3.26%	3.41%	3.57%	3.85%	3.51%
Spread	3.16%	3.26%	3.09%	3.36%	3.26%

The S&P 500 and FTSE 100 have climbed in the early weeks of 2023, albeit the former finished 19% down in 2022 whilst the latter finished up 1%.

CENTRAL BANK CONCERNS – DECEMBER 2022 & FEBRUARY 2023

In December, the Fed decided to push up US rates by 0.5% to a range of 4.25% to 4.5%, whilst the MPC followed by raising Bank Rate from 3% to 3.5%, in line with market expectations. EZ rates have also increased to 2% with further tightening in the pipeline.

Having said that, the sentiment expressed in the press conferences in the US and the UK were very different. In the US, Fed Chair, Jerome Powell, stated that rates will be elevated and stay higher for longer than markets had expected. Governor Bailey, here in the UK, said the opposite and explained that the two economies are positioned very differently so you should not, therefore, expect the same policy or messaging.

At the start of February, US rates have further increased by 0.25% to a range of 4.5% - 4.75%, whilst UK Bank Rate increased 0.5% to 4%.

Regarding UK market expectations, although they now expect Bank Rate to peak within a lower range of 4.25% - 4.5%, caution is advised as the Bank of England Quarterly Monetary Policy Reports have carried a dovish message over the course of the last year, only for the Bank to have to play catch-up as the inflationary data and labour market have proven stronger than expected.

In addition, the Bank's central message that GDP will fall for five quarters starting with Q1 2023 may prove to be a little pessimistic. Will the excess savings accumulated by households through the Covid lockdowns provide a spending buffer for the economy – at least to a degree? Ultimately, however, it will not only be inflation data but also employment data that will mostly impact the decision-making process, although any softening in the interest rate outlook in the US may also have an effect (just as, conversely, greater tightening may also).

ANNEX 4 TREASURY MANAGEMENT PRACTICE (TMP1) CREDIT AND COUNTERPARTY RISK MANAGEMENT

SPECIFIED INVESTMENTS: All such investments will be sterling denominated, with **maturities up to maximum of 1 year**, meeting the minimum 'high' quality criteria where applicable. (Non-specified investments which would be specified investments apart from originally being for a period longer than 12 months, will be classified as being specified once the remaining period to maturity falls to under twelve months.)

NON-SPECIFIED INVESTMENTS: These are any investments which do not meet the specified investment criteria. A maximum of 35% will be held in aggregate in non-specified investments.

A variety of investment instruments will be used, subject to the credit quality of the institution, and, depending on the type of investment made, it will fall into one of the above categories.

The criteria, time limits and monetary limits applying to institutions or investment vehicles are:

Counterparty	Minimum credit criteria / colour band	£ limit per institution	Max. maturity period
DMADF – UK Government	Yellow	£10m	6 months (max is set by the DMO*)
UK Government gilts	Yellow	£10m	5 years
UK Government Treasury bills	Yellow	£10m	364 days (max is set by the DMO*)
Bonds issued by multilateral development banks	Yellow	£10m	5 years
Money Market Funds CNAV	AAA	£10m	Liquid
Money Market Funds LVNAV	AAA	£10m	Liquid
Money Market Funds VNAV	AAA	£10m	Liquid
Local authorities	Yellow	£10m	5 years
Ultra-Short Dated Bond Funds with a credit score of 1.25	Dark pink / AAA	£10m	Liquid
Ultra-Short Dated Bond Funds with a credit score of 1.50	Light pink / AAA	£10m	Liquid

Counterparty	Minimum credit criteria / colour band	£ limit per institution	Max. maturity period
Term deposits with banks and building societies	Blue	£10m	12 months
	Orange		12 months
	Red		6 months
	Green		100 days
	No Colour		Not for use
CDs or corporate bonds with banks and building societies	Blue	£10m	12 months
	Orange		12 months
	Red		6 months
	Green		100 days
	No Colour		Not for use
Gilt funds	UK sovereign rating	£10m	
Non-Specified Investments			
Property Funds - the use of these instruments can be deemed as capital expenditure and as such will be an application (spending) of capital resources		£10m	Limit will be set based on level of reserves and balances going forward and appropriate due diligence will be undertaken before investment of this type
Wider Investment Funds - the use of these instruments can be deemed as capital expenditure and as such will be an application (spending) of capital resources		£10m	Limit will be set based on level of reserves and balances going forward and appropriate due diligence will be undertaken before investment of this type

* DMO – is the Debt Management Office of HM Treasury

Accounting treatment of investments. The accounting treatment may differ from the underlying cash transactions arising from investment decisions made by this Council. To ensure that the Council is protected from any adverse revenue impact, which may arise from these differences, we will review the accounting implications of new transactions before they are undertaken.

ANNEX 5 APPROVED COUNTRIES FOR INVESTMENT

This list is based on those countries which have sovereign ratings of AA- or higher (showing the lowest rating from Fitch, Moody's and S&P) and also (except - at the time of writing – for Hong Kong and Luxembourg) have banks operating in sterling markets which have credit ratings of green or above in the Link credit worthiness service.

Based on lowest available rating

AAA

- Australia
- Denmark
- Germany
- Netherlands
- Norway
- Singapore
- Sweden
- Switzerland

AA+

- Canada
- Finland
- U.S.A.

AA

- Abu Dhabi (UAE)
- France

AA-

- Belgium
- Qatar
- UK *

(Per Link 07/02/23)

* At its meeting of the 15th September 2009, full Council approved a recommendation that;

'authorises the use of institutions currently supported by the UK Government should its Sovereign rating be downgraded below the current requirement for a 'AAA' rating by all three rating agencies'

this approval continues to form part of the strategy in 2023/24.

ANNEX 6 TREASURY MANAGEMENT SCHEME OF DELEGATION

(i) Full Council

- receiving and reviewing reports on Treasury Management policies, practices and activities.
- approval of annual strategy.
- approval of/amendments to the organisation's adopted clauses, Treasury Management Policy statement and Treasury Management practices.
- budget consideration and approval.
- approval of the division of responsibilities.
- receiving and reviewing regular monitoring reports and acting on recommendations.

(ii) Cabinet

- receiving and reviewing Treasury Management policy statement and Treasury Management practices and making recommendations to the full Council.
- receiving and reviewing regular monitoring reports and making recommendations to the full Council.
- approving the selection of external service providers and agreeing terms of appointment.

(iii) Audit and Governance Committee

- reviewing the Treasury Management policy and procedures and making recommendations to the Cabinet.
- receiving and reviewing regular monitoring and making recommendations to the Cabinet.

ANNEX 7 THE TREASURY MANAGEMENT ROLE OF THE SECTION 151 OFFICER

The S151 (responsible) Officer is responsible for

- recommending clauses, treasury management policy/practices for approval, reviewing the same regularly, and monitoring compliance
- submitting regular treasury management policy reports
- submitting budgets and budget variations
- receiving and reviewing management information reports
- reviewing the performance of the treasury management function
- ensuring the adequacy of treasury management resources and skills, and the effective division of responsibilities within the treasury management function
- ensuring the adequacy of internal audit, and liaising with external audit
- recommending the appointment of external service providers
- preparation of a capital strategy to include capital expenditure, capital financing, non-financial investments and treasury management, with a long term timeframe
- ensuring that the capital strategy is sustainable, affordable and prudent in the long-term and provides value for money
- ensuring that due diligence has been carried out on all treasury and non-financial investments and is in accordance with the risk appetite of the authority
- ensuring that the authority has appropriate legal powers to undertake expenditure on non-financial assets and their financing
- ensuring the proportionality of all investments so that the authority does not undertake a level of investing which exposes the authority to an excessive level of risk compared to its financial resources
- ensuring that an adequate governance process is in place for the approval, monitoring and ongoing risk management of all non-financial investments and long term liabilities
- provision to members of a schedule of all non-treasury investments including material investments in subsidiaries, joint ventures, loans and financial guarantees
- ensuring that members are adequately informed and understand the risk exposures taken on by an authority
- ensuring that the authority has adequate expertise, either in house or externally provided, to carry out the above
- creation of Treasury Management Practices which specifically deal with how non treasury investments will be carried out and managed, to include the following -
 - Risk management (TMP1), including investment and risk management criteria for any material non-treasury investment portfolios;
 - Performance measurement and management (TMP2), including methodology and criteria for assessing the performance and success of non-treasury investments;
 - Decision making, governance and organisation (TMP5), including a statement of the governance requirements for decision making in relation to non-treasury

investments; and arrangements to ensure that appropriate professional due diligence is carried out to support decision making;

- Reporting and management information (TMP6), including where and how often monitoring reports are taken;
- Training and qualifications (TMP10), including how the relevant knowledge and skills in relation to non-treasury investments will be arranged.

ANNEX 8 TREASURY MANAGEMENT PRACTICES

The Treasury Management Practices document (TMPs) forms detailed operational procedures and processes for the Treasury Management function. This document can be found on the Council's Internet by following the following link;

<http://www.tamworth.gov.uk/treasury-practices>

and clicking on the TMPs folder.

The items below are summaries of the individual TMPs which the Council has to produce and adopt under the Treasury Code of Practice.

TMP1 : RISK MANAGEMENT

General Statement

The Section 151 Officer will design, implement and monitor all arrangements for the identification, management and control of Treasury Management risk; will report at least annually on the adequacy/suitability of the arrangements and will report, as a matter of urgency, the circumstances of any actual or likely difficulty in achieving the Council's objectives. The reports will be in accordance with the procedures contained in TMP6.

1.1 Credit and Counterparty Risk Management

Credit and counter-party risk is the risk of failure by a counterparty to meet its contractual obligations to the organisation under an investment, borrowing, capital project or partnership financing, particularly as a result of the counterparty's diminished creditworthiness, and the resulting detrimental effect on the organisation's capital or current (revenue) resources.

This organisation regards a key objective of its Treasury Management activities to be the security of the principal sums it invests. Accordingly, it will ensure that its counterparty lists and limits reflect a prudent attitude towards organisations with which funds may be deposited, and will limit its investment activities to the instruments, methods and techniques referred to in TMP4 Approved Instruments Methods and Techniques and detailed in the TMP Operational document.

It also recognises the need to have, and will therefore maintain, a formal counterparty policy in respect of those organisations from which it may borrow, or with whom it may enter into other financing arrangements.

The Council's prime consideration when assessing the suitability of counterparties and investments is Security, Liquidity and then Yield. Environmental, social and governance (ESG) factors will then be considered. The Council does not invest in bond or equity markets, therefore there is currently a lack of data available on which to base ESG considerations relevant to the Council's investments. The main ratings agencies are increasingly including ESG risks alongside more traditional financial risk metrics when assessing counterparty ratings. Therefore the incorporation of ESG risks is already being considered, to an extent, by the use of mainstream rating agencies. Our treasury advisors Link also continue to look at ways in which ESG factors can be incorporated into their creditworthiness assessment service, and they have advised clients that they will review the options and will update clients as progress is made. As the Council develops its environmental and climate

change policies, including the net zero strategy, ESG investment policies and procedures will then be developed to align with these.

1.2 Liquidity Risk Management

This is the risk that cash will not be available when it is needed, that ineffective management of liquidity creates additional unbudgeted costs, and that the organisation's business/service objectives will be thereby compromised.

This organisation will ensure it has adequate though not excessive cash resources, borrowing arrangements, overdraft or standby facilities to enable it at all times to have the level of funds available to it which are necessary for the achievement of its business/service objectives. This organisation will only borrow in advance of need where there is a clear business case for doing so and will only do so for the current capital programme or to finance future debt maturities or to ensure an adequate level of short-term investments to provide liquidity for the organisation.

1.3 Interest Rate Risk Management

The risk that fluctuations in the levels of interest rates create an unexpected or unbudgeted burden on the organisation's finances, against which the organisation has failed to protect itself adequately.

This organisation will manage its exposure to fluctuations in interest rates with a view to containing its interest costs, or securing its interest revenues, in accordance with the amounts provided in its budgetary arrangements as amended in accordance with TMP6 Reporting requirements and management information arrangements.

It will achieve this by the prudent use of its approved financing and investment instruments, methods and techniques, primarily to create stability and certainty of costs and revenues, but at the same time retaining a sufficient degree of flexibility to take advantage of unexpected, potentially advantageous changes in the level or structure of interest rates. This should be subject to the consideration and, if required, approval of any policy or budgetary implications.

1.4 Exchange Rate Risk Management

The risk that fluctuations in foreign exchange rates create an unexpected or unbudgeted burden on the organisation's finances, against which the organisation has failed to protect itself adequately.

The Council will manage its exposure to fluctuations in exchange rates so as to minimise any detrimental impact on its budgeted income/expenditure levels.

1.5 Inflation Rate Risk Management

Inflation risk, also called purchasing power risk, is the chance that cash flows from an investment won't be worth as much in the future because of changes in purchasing power due to inflation.

The Council will keep under review the sensitivity of its treasury assets and liabilities to inflation, and will seek to manage the risk accordingly in the context of the whole organisation's inflation exposures.

1.6 Refinancing Risk Management

The risk that maturing borrowings, capital, project or partnership financings cannot be refinanced on terms that reflect the provisions made by the organisation for those refinancings, both capital and current (revenue), and/or that the terms are inconsistent with prevailing market conditions at the time.

The Council will ensure that its borrowing, private financing and partnership arrangements are negotiated, structured and documented, and the maturity profile of the monies so raised is managed, with a view to obtaining offer terms for renewal or refinancing, if required, which are competitive and as favourable to the organisation as can reasonably be achieved in the light of market conditions prevailing at the time.

It will actively manage its relationships with its counterparties in these transactions in such a manner as to secure this objective, and will avoid over reliance on any one source of funding if this might jeopardise achievement of the above.

1.7 Legal and Regulatory Risk Management

The risk that the organisation itself, or an organisation with which it is dealing in its Treasury Management activities, fails to act in accordance with its legal powers or regulatory requirements, and that the organisation suffers losses accordingly.

The Council will ensure that all of its Treasury Management activities comply with its statutory powers and regulatory requirements. It will demonstrate such compliance, if required to do so, to all parties with whom it deals in such activities. In framing its credit and counterparty policy under TMP1[1] credit and counterparty risk management, it will ensure that there is evidence of counterparties' powers, and compliance in respect of the transactions they may effect with the organisation, particularly with regard to duty of care and fees charged.

This organisation recognises that future legislative or regulatory changes may impact on its Treasury Management activities and, so far as it is reasonably able to do so, will seek to minimise the risk of these impacting adversely on the organisation.

1.8 Fraud, Error and Corruption, and Contingency Management

The risk that an organisation fails to identify the circumstances in which it may be exposed to the risk of loss through fraud, error, corruption or other eventualities in its Treasury Management dealings, and fails to employ suitable systems and procedures and maintain effective contingency management arrangements to these ends. It includes the area of risk commonly referred to as operational risk.

This organisation will ensure that it has identified the circumstances which may expose it to the risk of loss through fraud, error, corruption or other eventualities in its Treasury Management dealings. Accordingly, it will employ suitable systems and procedures, and will maintain effective contingency management arrangements, to these ends.

The Council will therefore:-

- a) Seek to ensure an adequate division of responsibilities and maintenance at all times of an adequate level of internal check which minimises such risks.

- b) Fully document all its Treasury Management activities so that there can be no possible confusion as to what proper procedures are.
- c) Ensure that staff will not be allowed to take up Treasury Management activities until they have had proper training in procedures and are then subject to an adequate and appropriate level of supervision.

Records will be maintained of all Treasury Management transactions so that there is a full audit trail and evidence of the appropriate checks being carried out.

1.9 Price Risk Management

The risk that, through adverse market fluctuations in the value of the principal sums an organisation borrows and invests, its stated Treasury Management policies and objectives are compromised, against which effects it has failed to protect itself adequately.

The Council will seek to ensure that its stated Treasury Management policies and objectives will not be compromised by adverse market fluctuations in the value of the principal sums it invests, and will accordingly seek to protect itself from the effects of such fluctuations.

TMP2 : PERFORMANCE MEASUREMENT

The Council is committed to the pursuit of best value in its Treasury Management activities, and to the use of performance methodology in support of that aim, within the framework set out in the Treasury Management Policy Statement.

The Treasury Management function will be the subject of ongoing analysis of the value it adds in support of the Council's stated service objectives. It will be the subject of regular examination of alternative methods of service delivery, of the availability of fiscal, grant or subsidy incentives, and the scope for other potential improvements. The performance of the Treasury Management function will be measured using the criteria set out in the detailed TMP Operational document.

TMP3 : DECISION-MAKING AND ANALYSIS

The Council will maintain full records of its Treasury Management decisions, and of the processes and practices applied in reaching those decisions, both for the purposes of learning from the past, and for demonstrating that reasonable steps were taken to ensure that all issues relevant to those decisions were taken into account at the time. The issues to be addressed and processes and practices to be pursued in reaching decisions are set out in the detailed TMP Operational document.

TMP4 : APPROVED INSTRUMENTS, METHODS AND TECHNIQUES

The Council will undertake its Treasury Management activities by employing only those instruments, methods and techniques set out in the detailed TMP Operational document and within the limits and parameters defined in TMP1.

TMP5 : ORGANISATION, CLARITY AND SEGREGATION OF RESPONSIBILITIES, AND DEALING ARRANGEMENTS

The Council considers it essential, for the purposes of the effective control and monitoring of its Treasury Management activities, for the reduction of risk of fraud or error, and for the pursuit of optimum performance, that these activities are structured and managed in a fully integrated manner, and that there is at all times clarity of Treasury Management responsibilities.

The principle on which this will be based is the clear distinction between those charged with setting Treasury Management policies and those charged with implementing and controlling these policies, particularly with regard to the execution and transmission of funds, the recording and administering of Treasury Management decisions and the audit and review of the Treasury Management function.

If and when this organisation intends, as a result of lack of resources or other circumstances, to depart from these principles, the Section 151 Officer will ensure that the reasons are properly reported in accordance with TMP6 and the implications properly considered and evaluated.

The Section 151 Officer will ensure that there are clear written statements of the responsibilities for each post engaged in Treasury Management, and the arrangements for absence cover. He will also ensure that at all times those engaged in Treasury Management will follow the policies and procedures set out. The present arrangements are set out in the detailed TMP Operational document.

The Section 151 Officer will ensure that there is proper documentation for all deals and transactions, and that procedures exist for the effective transmission of funds. The present arrangements are set out in the detailed TMP Operational document.

The delegations to the Section 151 Officer in respect of Treasury Management are set out in the detailed TMP Operational document. He will fulfil all such responsibilities in accordance with the Council's policy statement and TMPs and, if a CIPFA member, the Standard of Professional Practice on Treasury Management.

TMP6 : REPORTING REQUIREMENTS AND MANAGEMENT INFORMATION ARRANGEMENTS

The Council will ensure that regular reports are prepared and considered on the implementation of its Treasury Management policies; on the effects of decisions taken and transactions executed in pursuit of those policies; implications of changes, particularly budgetary, resulting from regulatory, economic, market or other factors affecting its Treasury Management activities; and on the performance of the Treasury Management function.

As a minimum Cabinet and Council will receive:

- An annual report on the planned strategy to be pursued in the coming year and the reporting of Prudential Indicators.
- A mid-year review

- An annual report on the performance of the Treasury Management function including the performance against the Prudential Indicators, the effects of the decisions taken and the transactions executed in the past year and on any circumstances of non-compliance with the Council's Treasury Management policy statement and TMPs.

Cabinet will receive regular monitoring reports on Treasury Management activities and risks.

The Audit and Governance Committee will have responsibility for the scrutiny of Treasury Management policies and practices.

The Treasury Management indicators will be considered together with the Treasury Management indicators in the Prudential Code as part of the budget approval process.

The present arrangements and the form of these reports are set out in the detailed TMP Operational document.

TMP7 : BUDGETING, ACCOUNTING AND AUDIT ARRANGEMENTS

The Section 151 Officer will prepare and Council will approve and, if necessary from time to time, will amend, an annual budget for Treasury Management, which will bring together all of the costs involved in running the Treasury Management function together with associated income. The matters to be included will at minimum be those required by statute or regulation, together with such information as will demonstrate compliance with TMP1, TMP2 and TMP4.

The Section 151 Officer will exercise effective controls over this budget and report upon and recommend any changes required in accordance with TMP6.

The Council will account for its Treasury Management activities, for decisions made and transactions executed in accordance with appropriate accounting practices and standards, and with statutory and regulatory requirements in force for the time being.

TMP8 : CASH AND CASH FLOW MANAGEMENT

Unless statutory or regulatory requirements demand otherwise, all monies in the hands of the Council will be under the control of the Section 151 Officer and will be aggregated for cash flow and investment management purposes. Cash flow projections will be prepared on a regular and timely basis and the Section 151 Officer will ensure that these are adequate for the purpose of monitoring compliance with TMP1. The present arrangements for preparing cash flow projections, and their form, are set out in the detailed TMP Operational document.

TMP9 : MONEY LAUNDERING

The Council is alert to the possibility that it may become the subject of an attempt to involve it in a transaction involving the laundering of money. The Council will, therefore, maintain procedures for verifying and recording the identity of counterparties and reporting suspicions, and will ensure that all staff involved are properly trained. The present arrangements, including the name of the officer to whom reports should be made, are set out in the detailed TMP Operational document.

TMP10 : TRAINING AND QUALIFICATIONS

The Council recognises the importance of ensuring that all staff involved in the Treasury Management function are fully equipped to undertake the duties and responsibilities allocated to them. It will seek to appoint individuals, who are both capable and experienced and will provide training for staff to enable them to acquire and maintain an appropriate level of expertise, knowledge and skills. The Section 151 Officer will recommend and implement the necessary arrangements.

The Section 151 Officer will ensure that Council members tasked with Treasury Management responsibilities, including those responsible for scrutiny, have access to training relevant to their needs and those responsibilities.

Those charged with governance recognise their individual responsibility to ensure that they have the necessary skills to complete their role effectively.

TMP11 : USE OF EXTERNAL SERVICE PROVIDERS

The Council recognises that responsibility for the Treasury Management decisions remains with the Council at all times. It recognises that there may be potential value in employing external providers of Treasury Management services, in order to acquire access to specialist skills and resources. When it employs such service providers, it will ensure it does so for reasons which will have been submitted to a full evaluation of the costs and benefits. Terms of appointment will be properly agreed, documented and subject to regular review. It will ensure, where feasible and necessary, that a spread of service providers is used, to avoid over reliance on one or a small number of companies. Where services are subject to formal tender or re-tender arrangements, legislative requirements will always be observed.

The monitoring of such arrangements rests with the Section 151 Officer, and details of the current arrangements are set out in the detailed TMP Operational document.

TMP12 : CORPORATE GOVERNANCE

The Council is committed to the pursuit of proper corporate governance throughout its services, and to establishing the principles and practices by which this can be achieved. Accordingly the Treasury Management function and its activities will be undertaken with openness, transparency, honesty, integrity and accountability.

The Council has adopted and implemented the key recommendations of the Code. This, together with the other arrangements are set out in the detailed TMP Operational document and are considered vital to the achievement of proper governance in Treasury Management, and the Section 151 Officer will monitor and, if and when necessary, report upon the effectiveness of these arrangements.

TMP 13: MANAGEMENT PRACTICES FOR NON-TREASURY INVESTMENTS

This Council recognises that investment in other financial assets and property primarily for financial return, taken for non-treasury management purposes, requires careful investment management. Such activity includes loans supporting service outcomes, investments in subsidiaries, and investment property portfolios.

The Council will ensure that all of its investments are covered in the capital strategy and/or investment strategy, and will set out, where relevant, the Council's risk appetite and specific policies and arrangements for non-treasury investments. It will be recognised that the risk appetite for these activities may differ from that for treasury management.

The Council maintains a schedule setting out a summary of existing material investments, subsidiaries, joint ventures and liabilities including financial guarantees and the Council's risk exposure.

The following TMPs will apply with regard to non-treasury management investments:-

TMP1 - Risk management - including investment and risk management criteria for material non-treasury investment portfolios

TMP2 - Performance measurement and management - including methodology and criteria for assessing the performance and success of non-treasury investments

TMP5 - Decision making and analysis - including a statement of the governance requirements for decision-making in relation to non-treasury investments, and arrangements to ensure that appropriate professional due diligence is carried out to support decision making

TMP6 - Reporting and management information - including where and how often monitoring reports are taken

TMP10 - Training and qualifications - including how the relevant knowledge and skills in relation to non-treasury investments will be arranged.

ANNEX 9 Treasury Management Glossary of Terms

Bank Rate	The Official Bank rate paid on commercial bank reserves i.e. reserves placed by commercial banks with the Bank of England as part of the Bank's operations to reduce volatility in short term interest rates in the money markets.
Base Rate	Minimum lending rate of a bank or financial institution in the UK.
Capital Financing Requirement	The Council's underlying need for borrowing for a capital purpose.
Counterparty	The organisations responsible for repaying the Council's investment upon maturity and for making interest payments.
Credit Default Swap (CDS)	A specific kind of counterparty agreement which allows the transfer of third party credit risk from one party to the other. One party in the swap is a lender and faces credit risk from a third party, and the counterparty in the credit default swap agrees to insure this risk in exchange for regular periodic payments (essentially an insurance premium). If the third party defaults, the party providing insurance will have to purchase from the insured party the defaulted asset. In turn, the insurer pays the insured the remaining interest on the debt, as well as the principal.
Credit Rating	This is a scoring system that lenders issue organisations with, to determine how credit worthy they are.
Gilts	These are issued by the UK Government in order to finance public expenditure. Gilts are generally issued for a set period and pay a fixed rate of interest for the period.
iTraxx	This is an index published by Markit who are a leading company in CDS pricing and valuation. The index is based on an equal weighting of the CDS spread of 25 European financial companies.

	<p>Clients can use the iTraxx to see where an institution's CDS spread is relative to that of the market and judge its creditworthiness in that manner, as well as looking at the credit ratings.</p>
Liquidity	<p>An asset is perfectly liquid if one can trade immediately, at a price not worse than the uninformed expected value, the quantity one desires.</p>
Long term	<p>A period of one year or more.</p>
Maturity	<p>The date when an investment is repaid or the period covered by a fixed term investment.</p>
Minimum Revenue Provision	<p>Capital expenditure is generally expenditure on assets which have a life expectancy of more than one year e.g. buildings, vehicles, machinery etc. It would be impractical to charge the entirety of such expenditure to revenue in the year in which it was incurred therefore such expenditure is spread over several years in order to try to match the years over which such assets benefit the local community through their useful life. The manner of spreading these costs is through an annual Minimum Revenue Provision.</p>
Monetary Policy Committee (MPC)	<p>Interest rates are set by the Bank's Monetary Policy Committee. The MPC sets an interest rate it judges will enable the inflation target to be met. Their primary target (as set by the Government) is to keep inflation at or around 2%.</p>
Security	<p>An investment instrument, issued by a corporation, government, or other organization which offers evidence of debt or equity.</p>
Short Term	<p>A period of 364 days or less</p>
Supranational Bonds	<p>A supranational entity is formed by two or more central governments with the purpose of promoting economic development for the member countries. Supranational institutions finance their activities by issuing debt, such as supranational bonds. Examples of supranational institutions include the European Investment Bank and the World Bank.</p> <p>Similar to government bonds, the bonds issued by</p>

	these institutions are considered very safe and have a high credit rating.
Treasury Management	The management of the local authority's investments and cash flows, its banking, money market and capital market transactions; the effective control of the risks associated with those activities; and the pursuit of optimum performance consistent with those risks.
Working Capital	Cash and other liquid assets needed to finance the everyday running of a business such as the payment of salaries and purchases.
Yield	The annual rate of return on an investment, expressed as a percentage.

ANNEX 10 PRUDENTIAL INDICATORS – DEFINITIONS / INTERPRETATION

CIPFA's Prudential Code for Capital Finance requires local authorities to prepare Prudential Indicators of their intended capital spending plans for the forthcoming and future years. The indicators are intended to help the decision making process within an authority and must be approved by the full Council before the beginning of the financial year. The indicators are neither comparative statistics nor performance indicators. Different Councils will have different figures reflecting their history and local circumstances.

1. **Estimate of total capital expenditure to be incurred** – This summarises the Council's current plans for the total capital expenditure over the next 3 years. Details of individual schemes are contained within the capital estimate pages.

2. **Estimates of Capital Financing Summary** – This details the capital financing sources for the next 3 years.

3. **Estimated Ratio of financing costs to net revenue stream** - This indicator has been calculated as debt interest, borrowing refinancing costs, minimum revenue provision, depreciation for HRA, net of investment income and divided by the General Fund (GF) budget requirement for the GF element of costs and the total of HRA income for the HRA costs. For GF Account, the indicator has been calculated gross of government support in the form of RSG for the proportion of capital expenditure funded from supported level of borrowing.

4. **Capital Financing Requirement** – This represents the Council's underlying need to borrow to finance historic capital expenditure and is derived by aggregating specified items from the Council's balance sheet. The actual **net borrowing** is lower than this because of the current strategy to use internal borrowing rather than replace maturing debt.

5. **Actual External Debt** – This is a key indicator and Section 3 of the Local Government Act 2003 requires the Council to ensure that gross external debt does not, except in the short term, exceed the total of the Capital Financing Requirement in the preceding year plus estimates of any additional capital financing requirement for the current and next two financial years.

6. **Authorised Borrowing Limit for external debt** - This indicator represents the maximum amount the Council may borrow at any point in time in the year and has to be set at a level the Council considers is **prudent**. It allows for uncertain cash flow movements and borrowing in advance for future requirements. The Council does not currently have any finance lease liabilities.

The recommended authorised limits for external debt are gross of investments and are consistent with the Council's current commitments, existing plans and the current treasury management policy and strategy. The authorised limit determined for 2021-22 is the statutory limit determined under section 3(1) of the Local Government Act 2003.

7. **Operational Boundary for external debt** - The proposed operational boundary for external debt is calculated on the same estimates as the authorised limit but reflects estimates of the most likely, prudent but not worst case scenario, without the additional headroom included within the authorised limit to allow for example for unusual cash movements, and equates to the maximum of external debt projected by this estimate. Within the operational boundary, figures for borrowing and other long term liabilities are separately identified.

8. **Treasury Management** – these indicators form part of the treasury management strategy and policy statement approved by the Council each year before the beginning of the financial year. The main indicators are:

(a) The adoption of **CIPFA Code of Practice for Treasury Management**, which the Council adopted before the current Prudential System was introduced.

(b) **Interest Rate Exposure** - The approved Treasury Policy Statement and Strategy contains upper and lower limits for fixed and variable interest rate exposure for net outstanding principal sums.

(c) **Maturity Structure of Borrowing** – The approved treasury management strategy also sets out the maturity structure of the Council's borrowing to ensure the Council is not exposed to risks of having to refinance large level of debt at a time in future when interest rates may be volatile or uncertain.

(d) **Investments longer than 365 days** – The approved treasury management strategy includes a limit of £20m for investments maturing beyond 365 days.