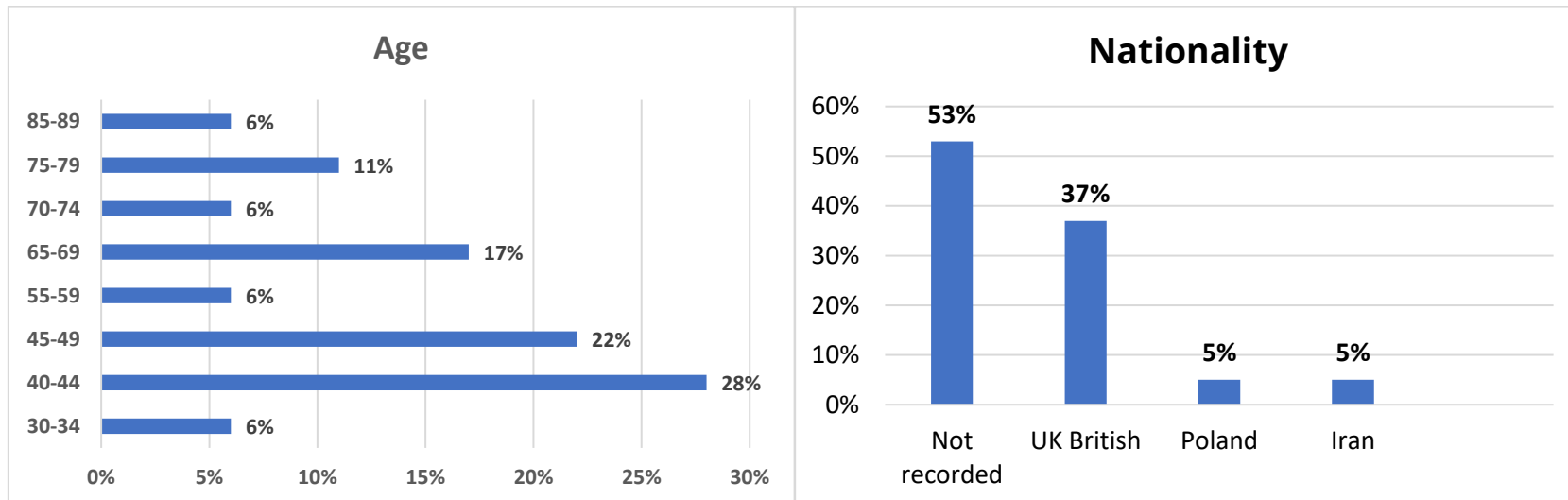



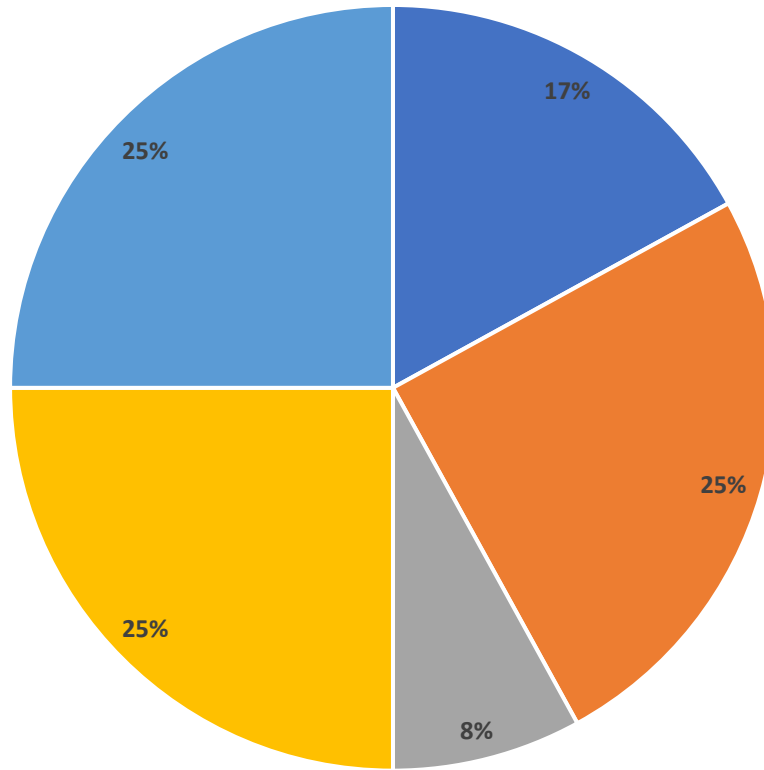
Tamworth Sacred Heart Project Report – Q3 2022

Total number of clients in the quarter = 19

Tamworth Sacred Heart Church Project - Breakdown of client demographics (Q3 2022)

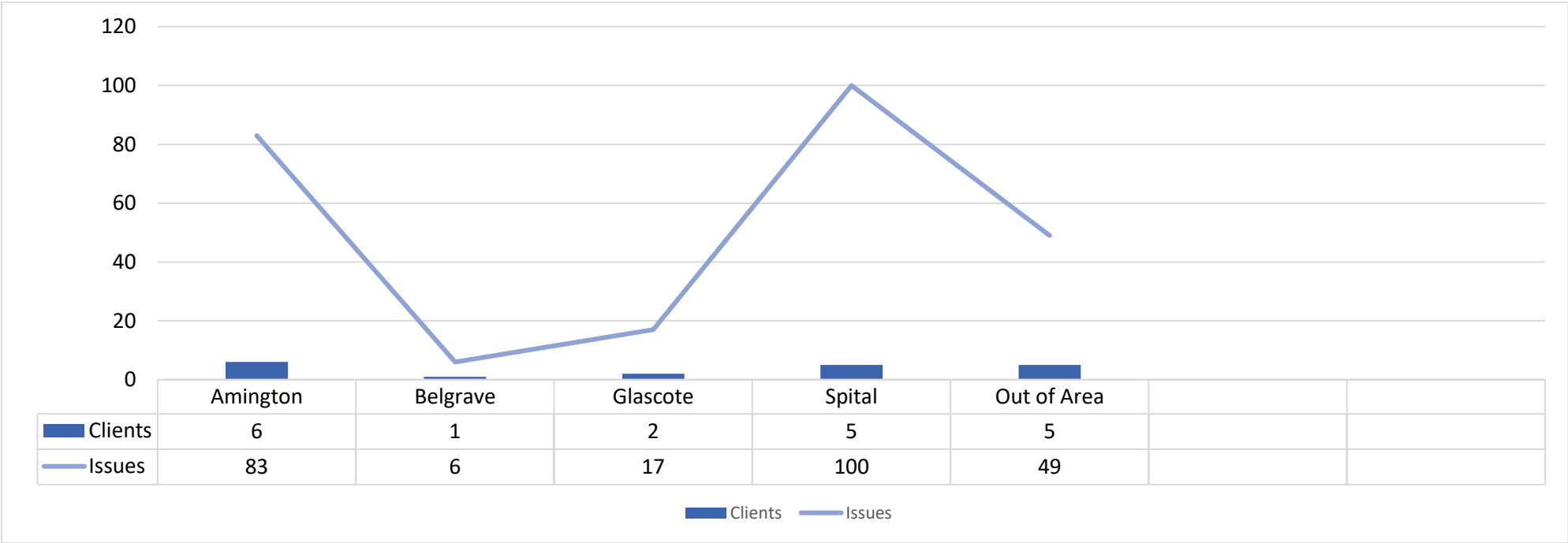


Household Type

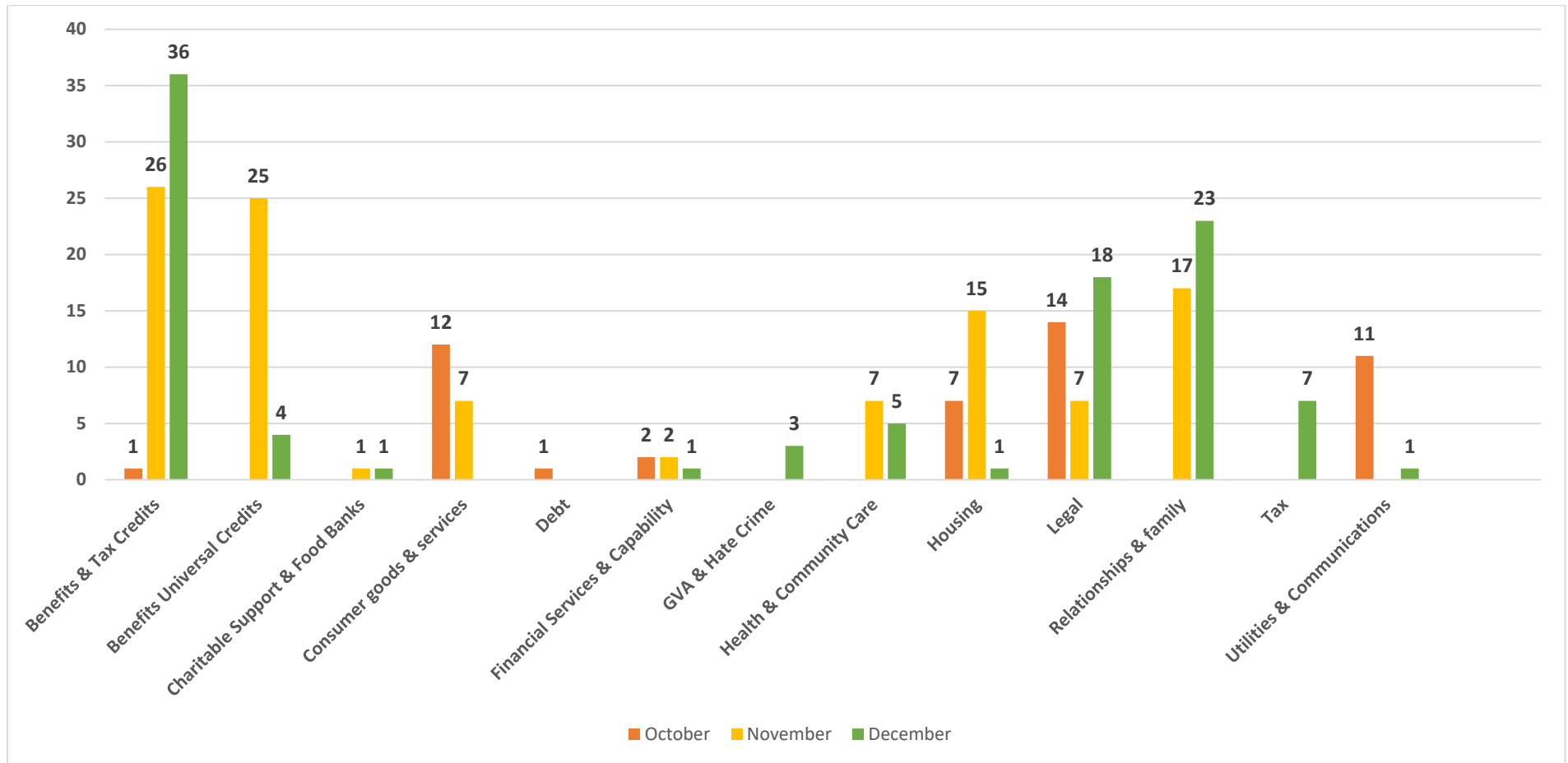


- Single Person
- Single Person with Dependent Children
- Single Person with Non-Dependent Children
- Couple
- Couple with Dependent Children

Tamworth Sacred Heart Church Project - Breakdown of clients and issues by Ward (Q3 2022)



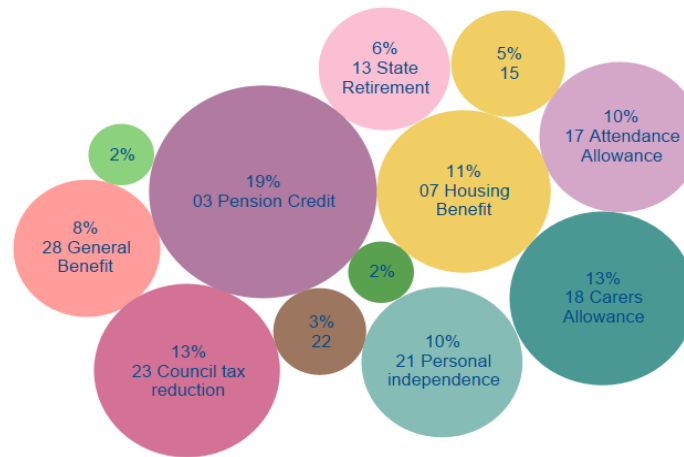
Tamworth Sacred Heart Church Project - Breakdown of reported issues (Q3 2022)



Tamworth Sacred Heart Church Project - breakdown of Benefits & Tax Credits issues

(Q3 2022)

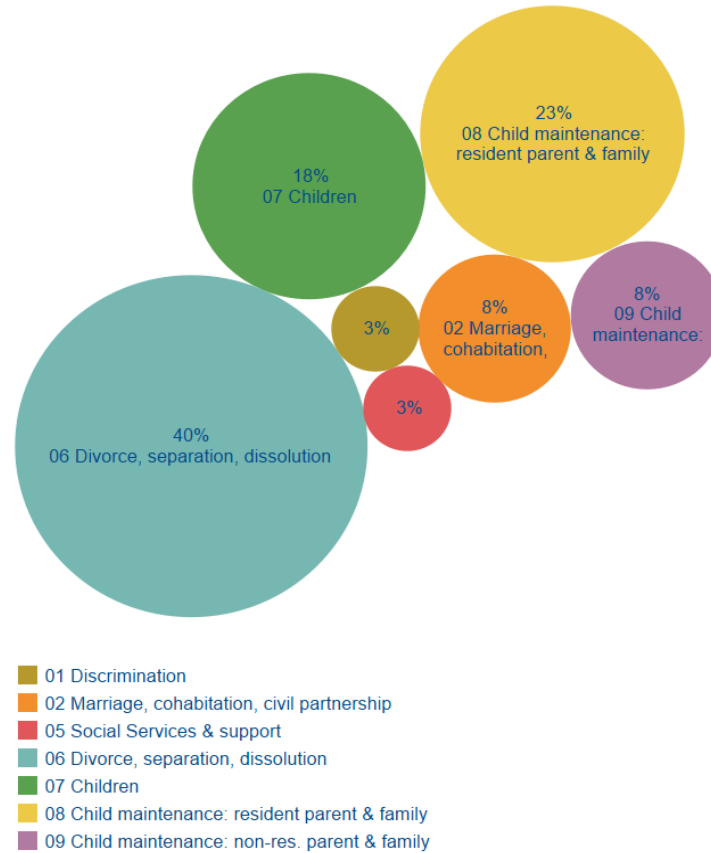
Benefits & Tax Credits issues accounted for the majority of reported issues across the quarter (25% / 63 issues). The percentage split of the issues surrounding Benefits & Tax Credits are reported as follows:



- 03 Pension Credit
- 07 Housing Benefit
- 08 Child Benefit
- 13 State Retirement Pension
- 15 Disability Living Allowance
- 17 Attendance Allowance
- 18 Carers Allowance
- 21 Personal independence payment
- 22 Localised social welfare
- 23 Council tax reduction
- 28 General Benefit Entitlement
- 99 Other benefits issues

Tamworth Sacred Heart Church - breakdown of Relationships & family top issues (Q3 2022)

Relationships & family issues accounted for the second highest reported issues across the quarter (16% / 40 issues). The percentage split of the issues surrounding Relationships & family are reported as follows:



Tamworth Sacred Heart Church Project – Channel (Q3 2022)

	In person	Telephone	Email	Grand Total
October 2022	4			4
November 2022	6	4	1	11
December 2022	6	6	1	13
Grand Total	16	10	2	28

Tamworth Sacred Heart Church Project – Client Outcomes (Q3 2022)

Income gain					
	Number of outcomes	Client count	Amount	Average per outcome	Average per client
£400 Energy Support payment	1	1	£400	£400	£400
Application made to govt scheme for financial help/energy efficiency measures	1	1	£140	£140	£140
Benefit / tax credit gain - a new award or increase	14	6	£27,734	£1,981	£4,622
Better deal with same supplier	1	1	£346	£346	£346
Charitable payment	1	1	£85	£85	£85
Child maintenance received	2	2	£11,178	£5,589	£5,589
Civil proceedings completed	1	1	£1,700	£1,700	£1,700
Appropriate service/ support obtained for client - successful	1	1	£0	£0	£0
Improved health / capacity to manage	4	3	£0	£0	£0
Income Maximisation	1	1	£0	£0	£0
Referred for energy efficiency advice	1	1	£0	£0	£0
Court fees waived or refunded	1	1	£115	£115	£115
Tax rebate	1	1	£427	£427	£427
Grand Total	30	21	£42,125	£10,783	£13,424

Page 76

Quarterly Comparison	Q4	Q1	Q2	Q3	Grand Total
No. of outcomes			4	30	34
Client count			2	21	23
Amount			£10,400	£42,125	£52,525